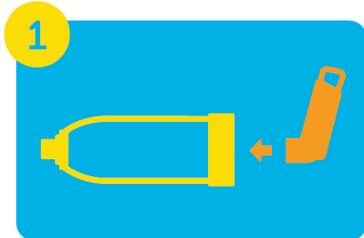




## Recommendations for use



Remove cap and shake the puffer, then insert puffer into the spacer as shown

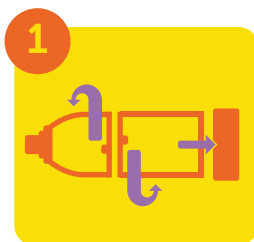


Place lips around mouthpiece (Use a mask if unable to maintain seal with lips) Breathe out into spacer, press puffer once

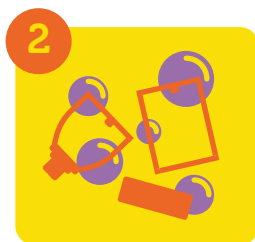


Breathe in and out normally through the mouth 4 times If more than one puff is required, repeat steps 1-3

## Patient cleaning instructions



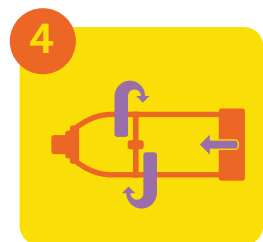
Remove base (for La Petite model click apart middle section)



Wash in soapy water and do not rinse



Allow to air dry



Reassemble and inspect device before use



**e-chamber**  
**La Petite**  
Ideal for infants and children



**e-chamber**  
**La Grande**  
Ideal for older children and adults

## Please note

- e-chamber spacers are made from anti-static plastic, so **priming is not required**
- Ensure a good seal with lips around the mouthpiece and always have the spacer in your mouth when you press the puffer
- Use a mask for infants, toddlers and anyone that cannot seal their lips around the mouthpiece (always ensure a good seal is achieved with the mask)
- Always follow the instructions provided on your asthma/COPD inhaler
- Check for foreign objects, broken or deteriorated parts prior to use and replace immediately if damaged or missing parts are evident
- It is recommended to replace your spacer every 12 months.