



CLASSIC | DUO | INTRAORAL

SCAN-X®

DIGITAL IMAGING WITHOUT LIMITS.
Your Complete Digital X-Ray Solution.
Wireless. Flexible. Every image SIZE.

AIR
TECHNIQUES equipped for life®

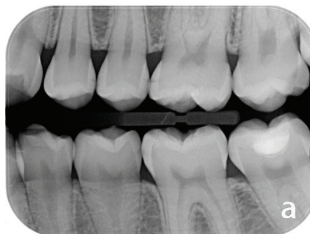


Digital Imaging Without Limits

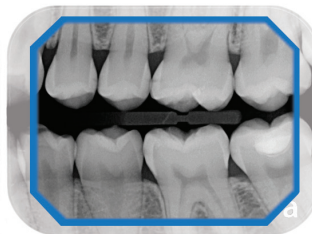
ScanX[®] digital radiography systems from Air Techniques deliver crystal clear images in seconds. These compact, powerful systems utilize wireless, flexible and thin PSPs. ScanX PSPs enable easier placement and access to more difficult areas of the mouth. Diagnostic abilities increase and radiographs become more comfortable for your patients.

Capture 17% to 38% more image area with ScanX PSPs.¹

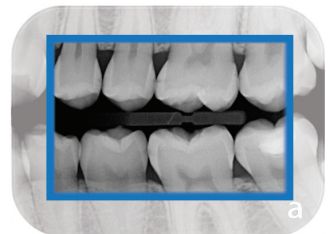
- Provide more mesial-distal information and never miss a root tip or distal cusp.
- ScanX PSPs help you to never miss important structures, thanks to the larger diagnostic area and a 100% active area.
- Did we mention fewer retakes?²



ScanX PSP Size 2



Common Sensor Size 2



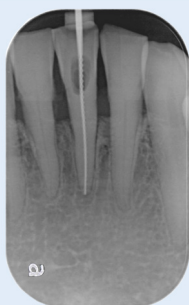
Common Sensor Size 1

The level of detail and clarity achieved by ScanX PSPs is superior to that of X-Ray film and other PSP systems. Your images will enable you to make reliable and sound treatment diagnoses.



¹ An Independent, non-profit, dental education and product testing foundation: Issue 9, September 2011

² 25% of dental offices using wired sensors do 4 or more retakes each day; 85% do at least 1 retake each day. PennWell survey (n=1,338): April 2013



Endo -
Size 0 PSP



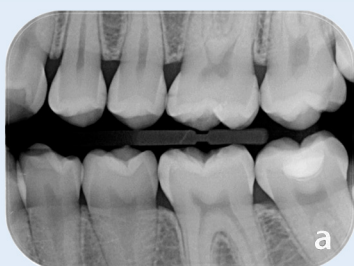
Implant -
Size 1 PSP



Cephalometric



Occlusal - Size 4 PSP



Bitewing - Size 2 PSP



Panoramic

Exceptional Diagnostic Clarity

With ScanX you capture 100% of the images you want, ensuring a confident diagnosis while helping your patients understand and receive the treatment they need. ScanX delivers sharp, clear images in up to 20 lp/mm true resolution, meeting the needs of all diagnostic requirements.

ScanX systems deliver images for intraoral sizes (0, 1, 2, 3, 4) and extraoral sizes (PAN, CEPH and TMJ) for patients of all ages and anatomies. These thin, flexible PSPs offer clear advantages for both your staff and patients: easy to position and sit more comfortably in the patient's mouth.





Easy And Familiar Workflow

ScanX will seamlessly integrate into your practice.

- Easily installed, it will work with your existing X-Ray system, AC or DC.
- The film-like workflow will enable your staff to confidently start using ScanX with virtually no learning curve.
- ScanX delivers clear, crisp images every time, which helps eliminate the need for retakes, minimizing the overall exposure for your patients.
- Compatible with most dental imaging and practice management software.



Unmatched Patient Comfort

Eliminate the hassle of the film processor and all of its chemicals.

- ScanX PSPs are durable and can be reused hundreds of times.
- 30 times thinner than wired sensors; flexible, with rounded corners that provide optimum comfort for your patients.
- You, your patients and staff are all protected by ScanX barrier envelopes that 100% hygienically seal each PSP.
- Barrier envelopes are quickly slipped on and easily removed for quick, safe imaging.



Smart Investment

ScanX is the most economical digital solution for any practice. The thin, wireless PSPs offer many advantages to your practice and patients.

- They require no annual maintenance fees or costly insurance.
- Once a PSP has been inserted into ScanX, the sharp, crisp image appears on your screen in seconds.
- The durable PSPs are immediately ready to be used again thanks to the automatic read and erase technology.
- Your digital images are ready to be reviewed, shared, archived or emailed.
- ScanX is the most economical digital solution for any practice.

ScanX Digital Imaging Systems



ScanX Duo

Capable of reading images simultaneously from 2 PSPs. Accepts intraoral sizes 0, 1, 2, 3 and 4.



ScanX Intraoral

Centralized intraoral workhorse capable of reading images simultaneously from 4 PSPs. Accepts intraoral sizes 0, 1, 2, 3 and 4.



ScanX Classic

The do-everything device. Reads images simultaneously from 4 PSPs and accepts intraoral sizes 0, 1, 2, 3 and 4. Also reads extraoral PAN, Ceph, and TMJ PSPs.

Accessories



Intraoral Phosphor Sensors (PSPs)

Size 0, PN 73445-0, Qty. 2
Size 1, PN 73445-1, Qty. 2
Size 2, PN 73445-2, Qty. 4
Size 3, PN 73445-3, Qty. 2
Size 4, PN 73445-4, Qty. 1



Extraoral Phosphor Sensors (PSPs)

Panoramic Size 5" x 12", PN 73578-5, Qty. 1
Panoramic Size 6" x 12" PN 73578-6, Qty. 1
Cephalometric Size 8" x 10", PN 73578-8, Qty. 1
TMJ Size 5" x 7", PN 73578-57, Qty. 1



Patented, Easy-Open Barrier Envelopes

Size 0, PN 73248-0, Qty. 100
Size 1, PN 73248-1, Qty. 100
Size 2, PN 73248-2, Qty. 300
Size 2, PN 73248-2K, Qty. 1,000
Size 3, PN 73248-3, Qty. 100
Size 4, PN 73248-4, Qty. 50



Plates Guides

Size 0, PN 73566-0, Qty. 1
Size 1, PN 73566-1, Qty. 1
Size 2, PN 73566-2, Qty. 1
Size 3, PN 73566-3, Qty. 1
Size 4, PN 73566-4, Qty. 1




Plate Transfer Box

PN 73470, Qty. 1



PSP Cleaning Wipes

PN B8910, Box of 50



ScanX Cleaning Sheets

PN B2010, Qty. 12
PN B2020, Qty. 25
PN B3010, Qty. 12
PN B3020, Qty. 25
PN D1010, Qty. 12
PN D1020, Qty. 25
PN G8030, Qty. 12
PN G8035, Qty. 25

Digital Imaging Simplified

Digital imaging is accessible to everyone with ScanX Digital Radiography Systems from Air Techniques. No matter what your price point, ScanX simplifies the transition to digital imaging or complements your existing wired sensor system. Whether you desire a compact, chairside solution or a central imaging system, ScanX provides you with user-friendly technology that delivers superior diagnostic digital images. Don't compromise with other digital imaging systems. ScanX enables your team to capture images quickly and accurately for patients of all ages and anatomies.

airtechniques.com

Specifications

Description	Part No.	True Resolution / Theoretical Resolution	Scanning Track/ PSP Sizes	Dimensions (L x W x H)	Port	Weight
ScanX Duo	D1000T	Up to 20 lp/mm (1000 dpi) Up to 40 lp/mm (2000 dpi)	2 Tracks Intraoral Sizes 0-4 Central Imaging	inches: 12 x 10 x 10.375 cm: 30 x 25 x 26	USB	21.5 lbs. 9.75 Kg
ScanX Intraoral	F3600T	Up to 18 lp/mm (900 dpi) Up to 40 lp/mm (2000 dpi)	4 Tracks Intraoral Sizes 0-4 Central Imaging	inches: 15.5 x 15.5 x 16 cm: 39.4 x 39.4 x 40.6	USB	44 lbs. 20 Kg
ScanX Classic	F3700T	Up to 18 lp/mm (900 dpi) Up to 40 lp/mm (2000 dpi)	4 Tracks, Intraoral Sizes 0-4 and Extraoral Sizes PAN, Ceph and TMJ Central Imaging	inches: 15.5 x 15.5 x 24.5 cm: 39.4 x 39.4 x 62.2	USB	51 lbs. 23.1 Kg



CORPORATE HEADQUARTERS
1295 Walt Whitman Road
Melville, New York 11747- 3062
800-247-8324



ScanX is a registered
trademark of Air Techniques, Inc.
© Copyright 2018
PN 9922-472 Rev. C

AIR
TECHNIQUES equipped for life®