

Introduction to SEQTA Engage

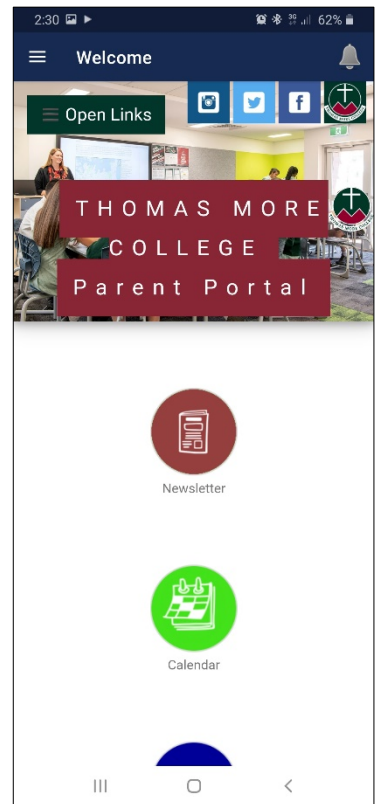
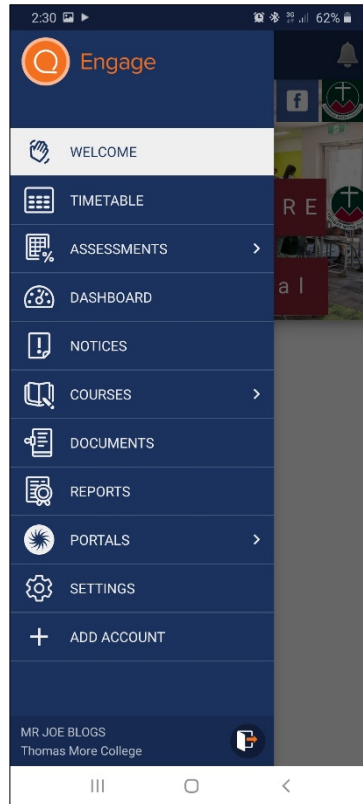
Thomas More College uses the Learning Management System SEQTA which provides parents and students with live access to:

1. Student assessment grades and teacher feedback.
2. Current and past student reports.
3. College news and notices.
4. Unresolved student absences from the College.
5. Subject information.
6. Useful links and resources.

Each family will receive up to two parent logins. Students use their college credentials details to access.

Access link: <https://engage.tmc.catholic.edu.au>

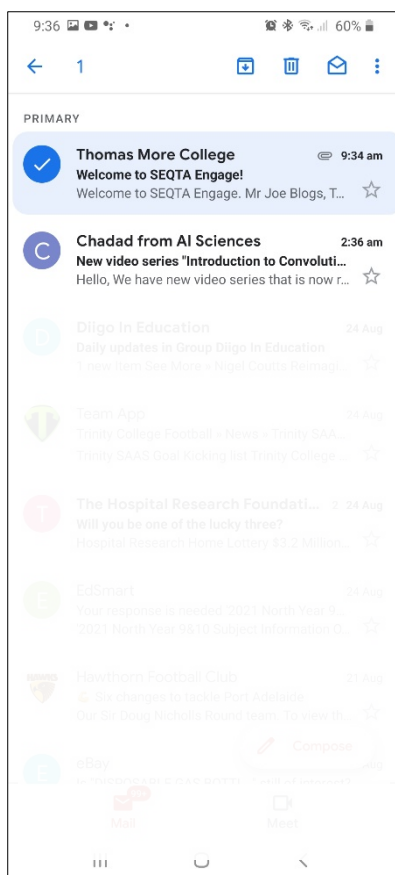
Download the app to get push notifications and fingerprint authentication:



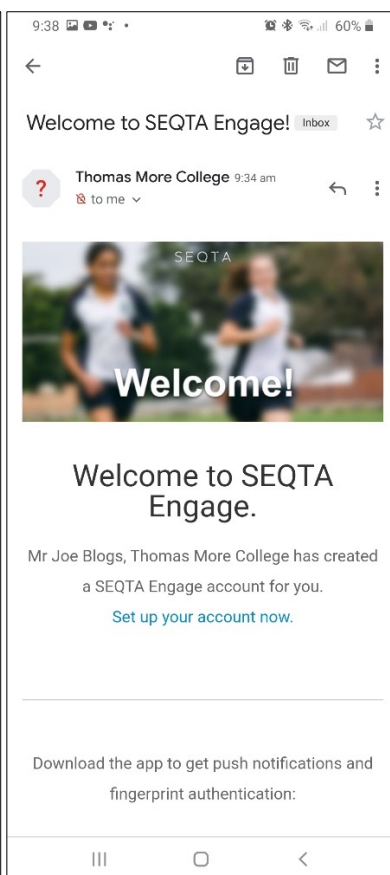
Getting Started with SEQTA Engage

Parents/caregivers will receive a **Welcome to SEQTA Engage** email with a link to setup their account. Simply follow the steps and create your desired username and password as below. *If you have not received an email, please contact the College to update your email details or email seqta.tmc.catholic.edu.au.*

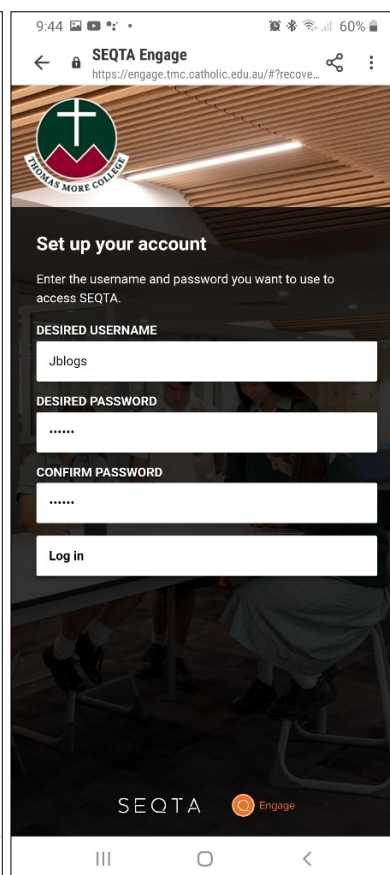
Step 1: Check your email





Step 2: Click Set up your account now



Step 3: Set up your account



You are now able to access SEQTA Engage through the web by going to engage.tmc.catholic.edu.au or by downloading the preferred SEQTA Engage app.  

We strongly recommend the use of the app to receive assessment results and academic report notifications.

Frequently Asked Questions

How do I access SEQTA Engage?

SEQTA Engage is a web-based application that is accessible on any device (Windows or Mac), tablet or smart phone (iOS or Android). There is also a mobile phone app available for iOS and Android phones. Search **SEQTA engage** on your app store to install.

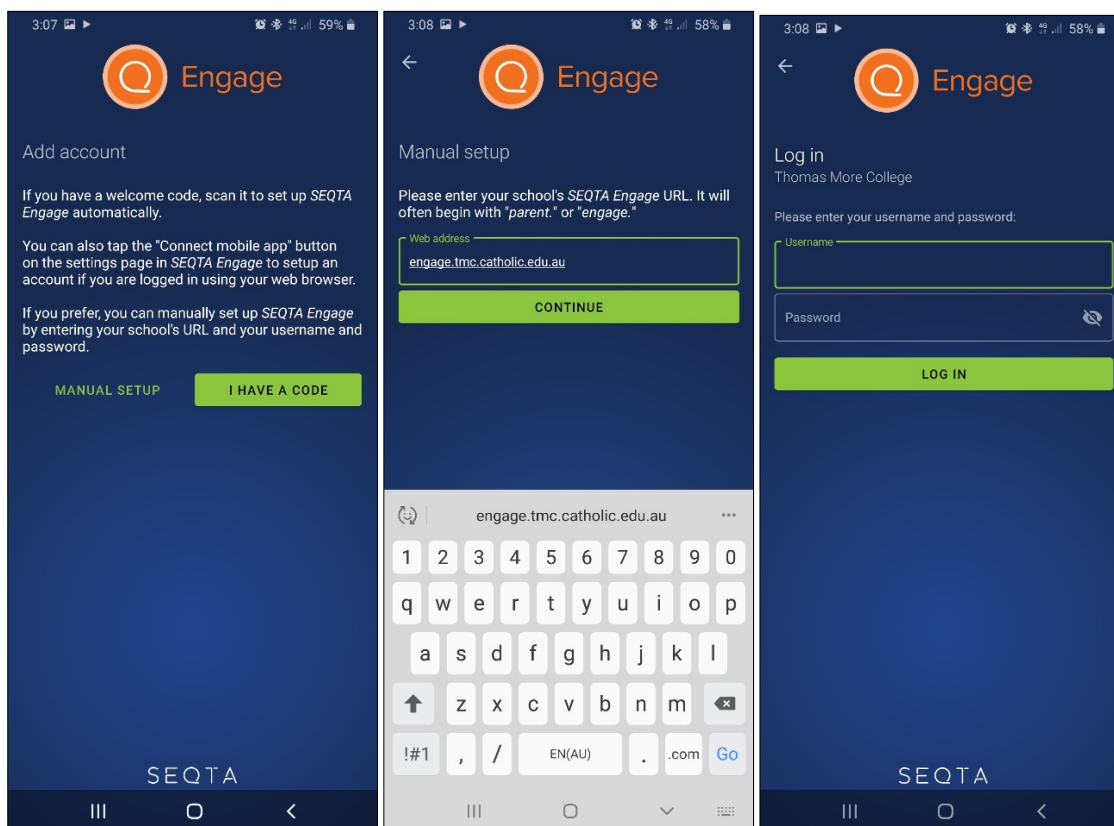


Web access is via <https://engage.tmc.catholic.edu.au>

I have been using the app but have been logged out and do not know how to login again.

Please use the steps below to regain access via the app:

1. Open the SEQTA Engage App on your device
2. Select Manual Setup and use the URL engage.tmc.catholic.edu.au
3. Enter your username and password (visit engage.tmc.catholic.edu.au in a web browser to reset your password)



I have not received my login details, or I have forgotten my password

Use the Forgot your password link on the SEQTA Engage login page by visiting **engage.tmc.catholic.edu.au** on the web. You will need to know your email address. If you are having trouble, please contact us via seqta@tmc.catholic.edu.au.

Is it possible to change my password?

Yes, once logged in, choose Settings on the left-side of the screen.

