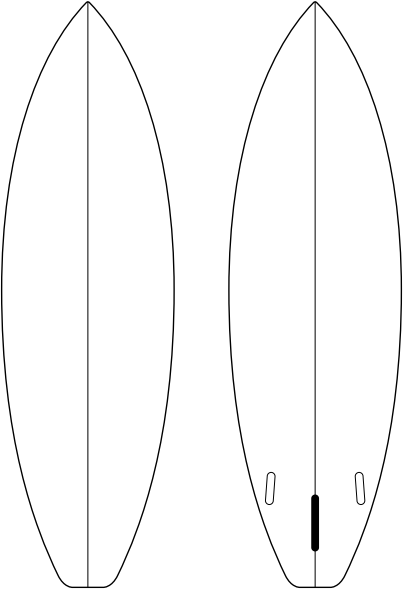
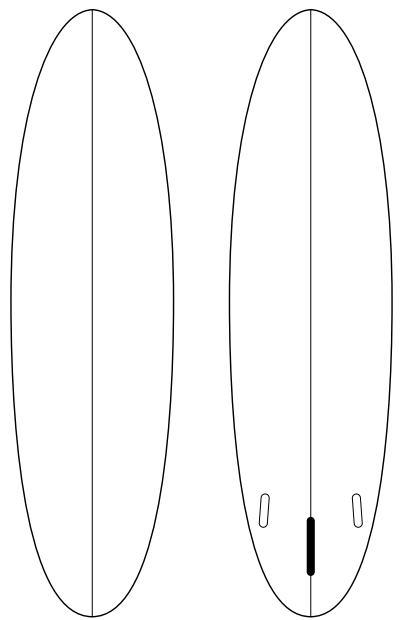



Top Bottom Artwork/Comments:



Top Bottom



**Show logo placement*



BOARD TYPE:

Model _____

Length _____

Width _____







Thickness _____

Thickness _____

TAIL TYPE:

Square
 Squash
 Round
 Round Pin
 Pin
 Swallow
 Fish
 Other: _____

PICK A LOGO:

PICK A COLOUR:

Reflex Blue - Base
 PMS 115
 PMS 185
 PMS 368
 PMS 151
 PMS 226
 Other: _____

CONTOURS:

Flat
 Single Concave
 Double Concave
 Single-to-Double
 Vee
 Other: _____

FINS:

Single
 Twin
 Thruster
 Quad/Thruster op
 Other: _____

TYPE:

Future
 F.C.S.
 Fixed
 Other

GLASSING:

4 x 4 x 4
 4 x 6 x 4
 4 x 6 x 6
 6 x 6 x 6
 Other: _____

Name: _____ Phone: _____

Height: _____ Email: _____

Weight _____

Age: _____

Surfing Experience: _____

Notes: _____

TOTAL: _____

Deposit: _____

Balance: _____