


## iScholaris Parent Portal > Gleeson College


The portal has both a student interface (appearance) and a parent interface. These notes explain the options available to you as a parent.

The portal is based on Internet protocols and so can be accessed from any device with Internet access including Windows tablets, iPads and mobile phones. For the best user experience, we recommend using Mozilla Firefox or Google Chrome.

The link is <https://ischolaris.gleeson.catholic.edu.au> (Save this in your browser as a favourite)

Log in using the information provided to you. Be sure to prefix your username with: **gc\**

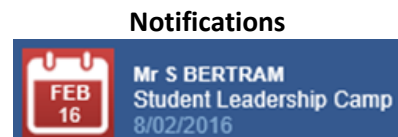
Once you have logged in you will see this home screen. The main menu button  (3 lines) has been selected to show you the options available to you.



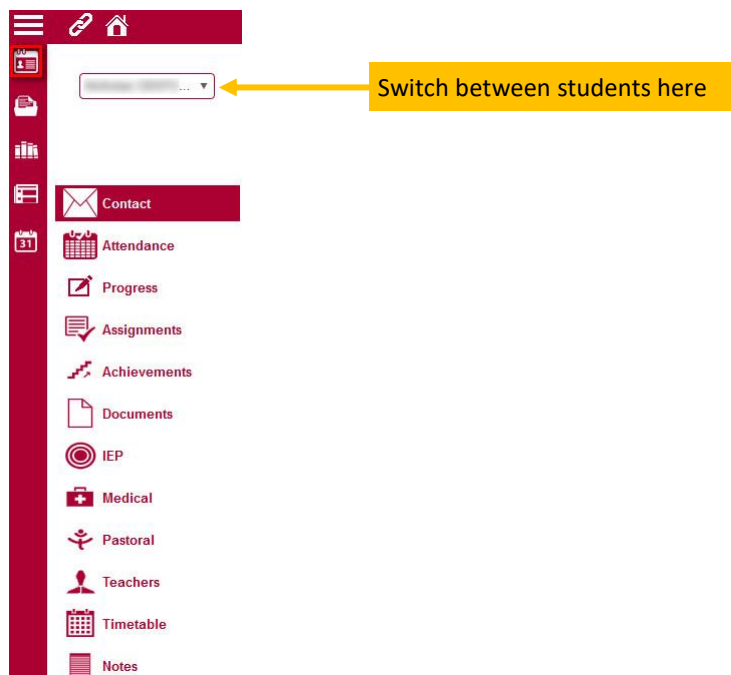
### Important Items to Access

<b>Home</b>	Takes you to the main screen.
<b>My Child</b>	All information relating to your child.
<b>News</b>	Shows important news items available to the College community.
<b>Events</b>	Takes you to the calendar to view events in more detail.


Any **News**, **Events** or **Notifications** available to you will also appear visible in the 3 large blue boxes shown in the image above. Clicking on the item will open it up in more detail for you.



The **My Child** interface will look like this:



The default view is the **Contacts** section where you will see the contact information provided to the College. If anything needs changing, please inform the College via the email link.

 [Click here to email any contact changes to the school](#)

**Attendance:** This provides an overview of student attendance. A more specific analysis is available by selecting one of the tabs marked date, period or subject.

**Progress:** Here is where all of the reports your child has received will be archived. To access the current reporting period, hit **PROGRESS** and select the latest date. A summary of the current period will appear.

**Assignments:** Here you can view all current and finalised assignments, as well as a workload chart for organisation. You will also be able to see the assignment grades, comments and completed rubrics.

Assignment	Subject	Due Date	Mark	Grade	Comment	Ranking / Status
Scrolling Shooter	Digital Technology (Gaming)	31/07/2015				Not Started
A Pleasant Day For A Drive	Digital Technology	26/06/2015		A+		
Photoshop - Basic Skills	Digital Technology	26/06/2015				In Progress

**Achievements:** This provides a list of awards, certificates and recognition of service to the College community. It is not limited to academic merit, and may include awards from outside agencies.

**Documents:** This is a repository for medical reports or any other information relevant to the student.

**ILP:** If the student has an Individual Learning Plan (e.g. extra support) it will be recorded here. This may also be used for students who have been accelerated in certain subjects.

**Medical:** Known medical conditions are recorded here, as well as any accidents or illness at school.

**Pastoral:** A list of positive behaviour (**Rewards**) and negative behaviour (**Demerits**) are listed here.

**Teachers:** Opens a list of your child's teachers and subjects. You can email them directly from here.

**Timetable:** Displays the current weekly lesson timetable for your child.

**Notes:** This is a repository for any general notes about your child.