

IWAKI



MDW
series

Magnetic drive pumps

Max. flow capacity of 5,000 L/min and max. discharge head of 98m.
The world's largest class fluoroplastic magnetic drive pump.



The MDW series are the largest class fluoroplastic magnetic drive pumps in the world, offering high efficiency and durability for chemical process applications.



Max. flow capacity of 5,000 L/min and max. discharge head of 98m.
The world's largest class fluoroplastic magnetic drive pump.

The MDW series are the largest class fluoroplastic magnetic drive pumps in the world, offering high efficiency and durability for chemical process applications. Using larger motors for even higher output, the MDW series opens up performance potential in previously unexplored areas.

Application example

- Chemical transfer between supply tanks and through chemical process equipment.
- Chemical recirculation for filtration and heat exchange applications.
- Scrubber liquid recirculation.
- Replacements for conventional sealed pumps.



MDW100



High discharge capacity, High head and high efficiency

The heavy-duty MDW is capable of a maximum discharge capacity of 5,000 L/min and max. discharge head of 98m, enabling applications in previously unexplored areas with a wide range of liquid specific gravities.

Highly chemically resistant

Fluoroplastic and fine ceramic wetted parts offer high resistance to virtually every industrial chemical, irrespective of concentration.

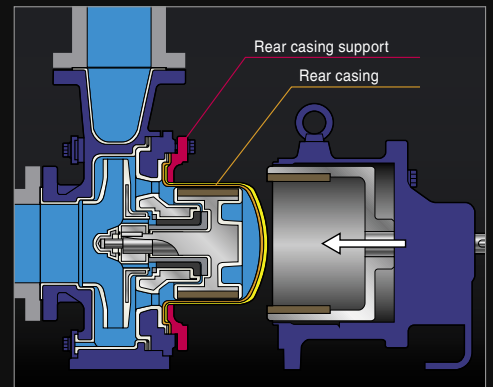
Robust structure

Use of the high strength ductile cast iron external armour is mandatory for heavy duty chemical process applications. High casing pressure resistance is achieved with a unique rear casing design preventing stress concentration and incorporating a triple-layer structure (PAT). A special metal shaft is used on the MDW to withstand high radial forces and allow continuous extended operation even under harsh service conditions.



Back pullout system

The back pullout system allows easy maintenance and inspection without removing pipework. Integrated components and a sealed rear casing support structure enable motor removal safely without chemical leakage.

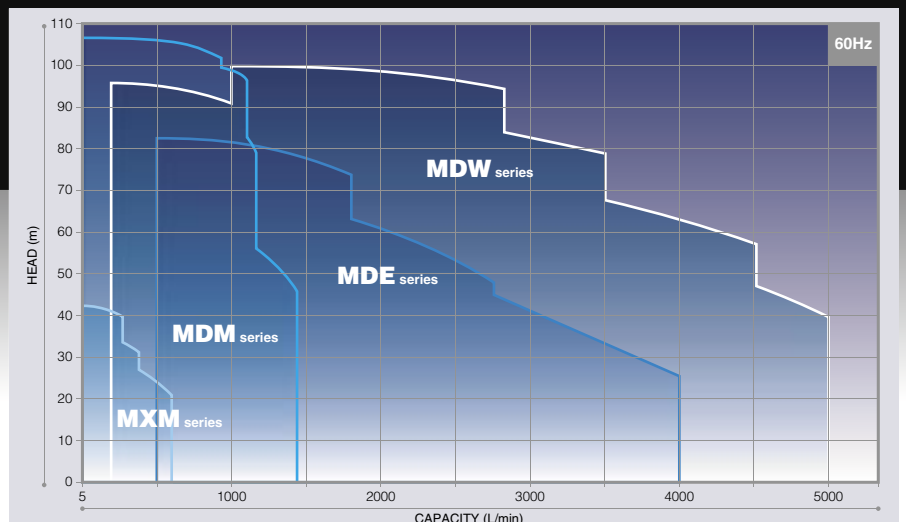


ISO compliant

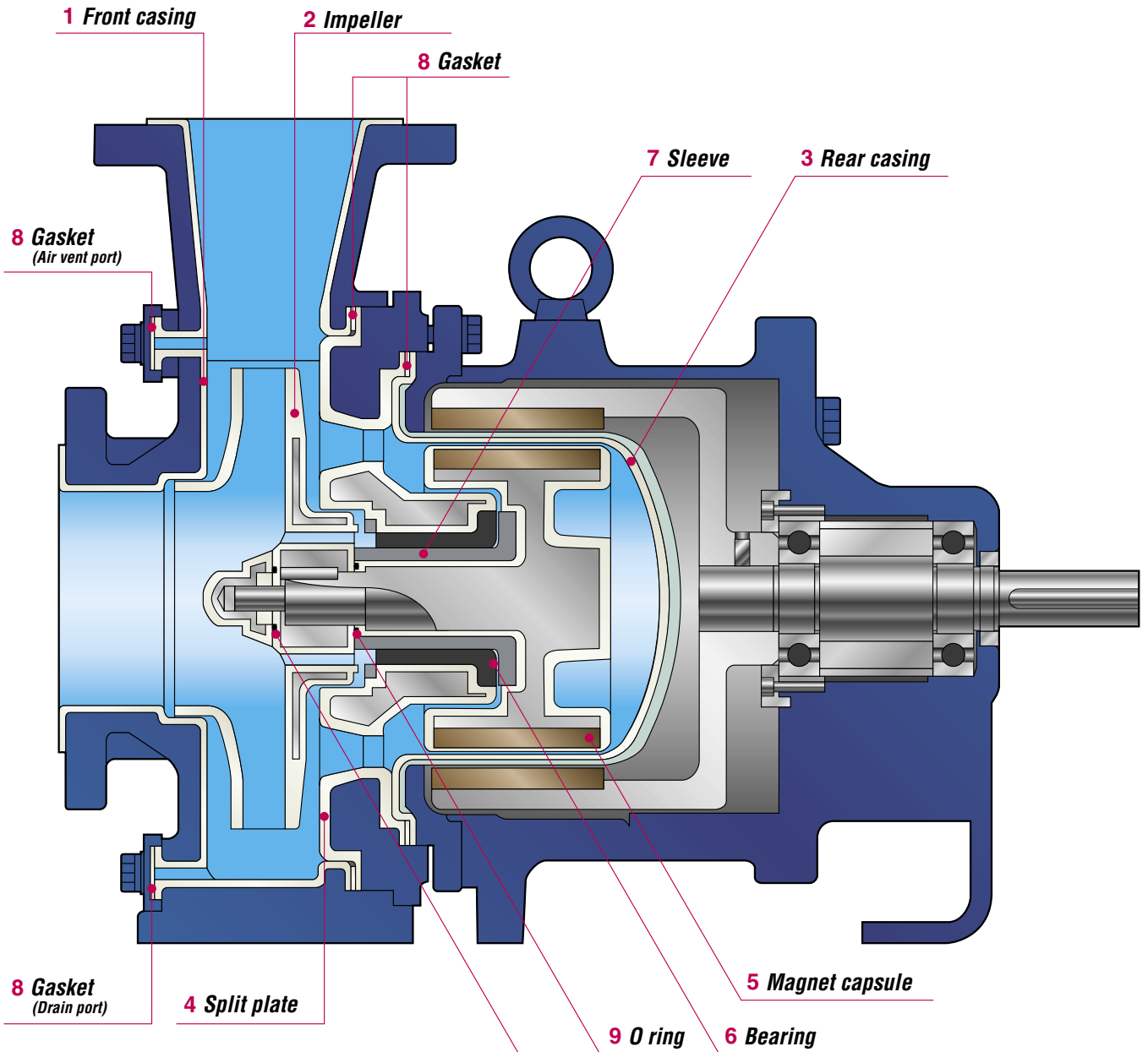
The MDW is dimensionally compliant with the international standard (ISO2858, 3661) and is interchangeable with conventional sealed centrifugal pumps.

Performance curves

(Flow range of IWAKI Magnetic drive process pumps)



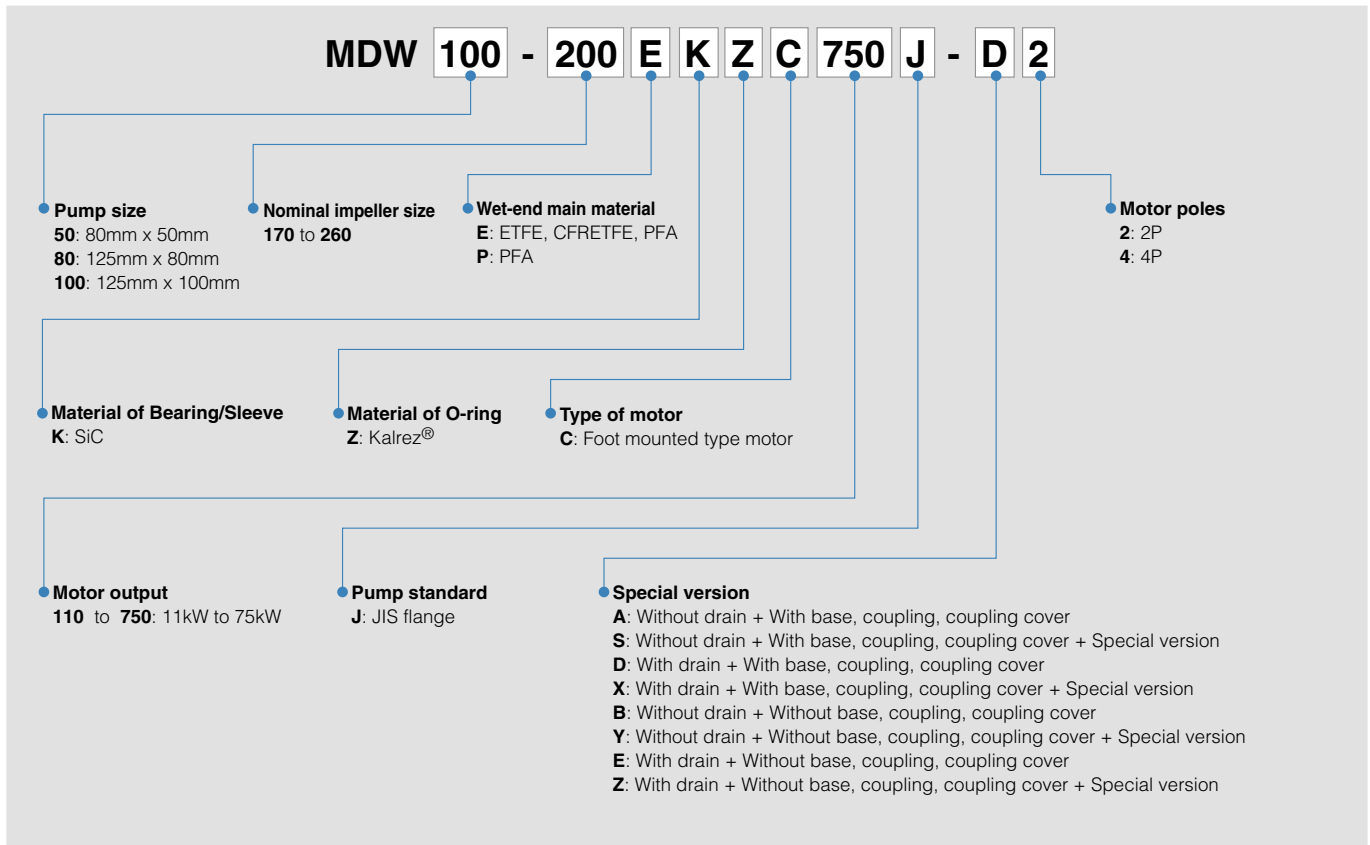
Construction



Wet-end materials

Part number	Part name	MDW50	MDW80, 100
1	Front casing	PFA	ETFE
2	Impeller	PFA	CFRETFE
3	Rear casing		PFA
4	Split plate		PFA
5	Magnet capsule		PFA
6	Bearing		SiC
7	Sleeve		SiC
8	Gasket		PTFE
9	O-ring		Kalrez®

Pump identification



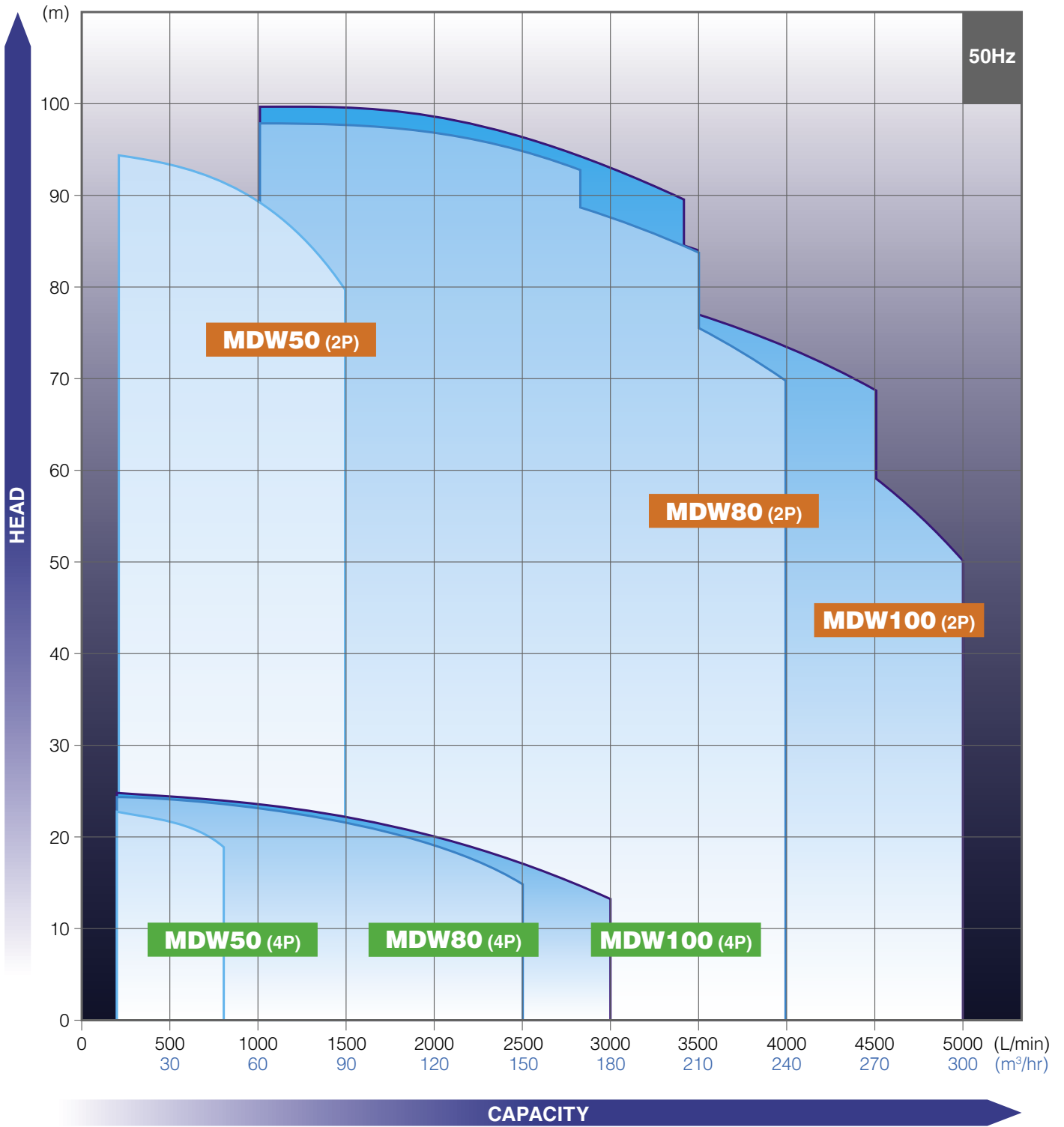
Specification (50/60Hz)

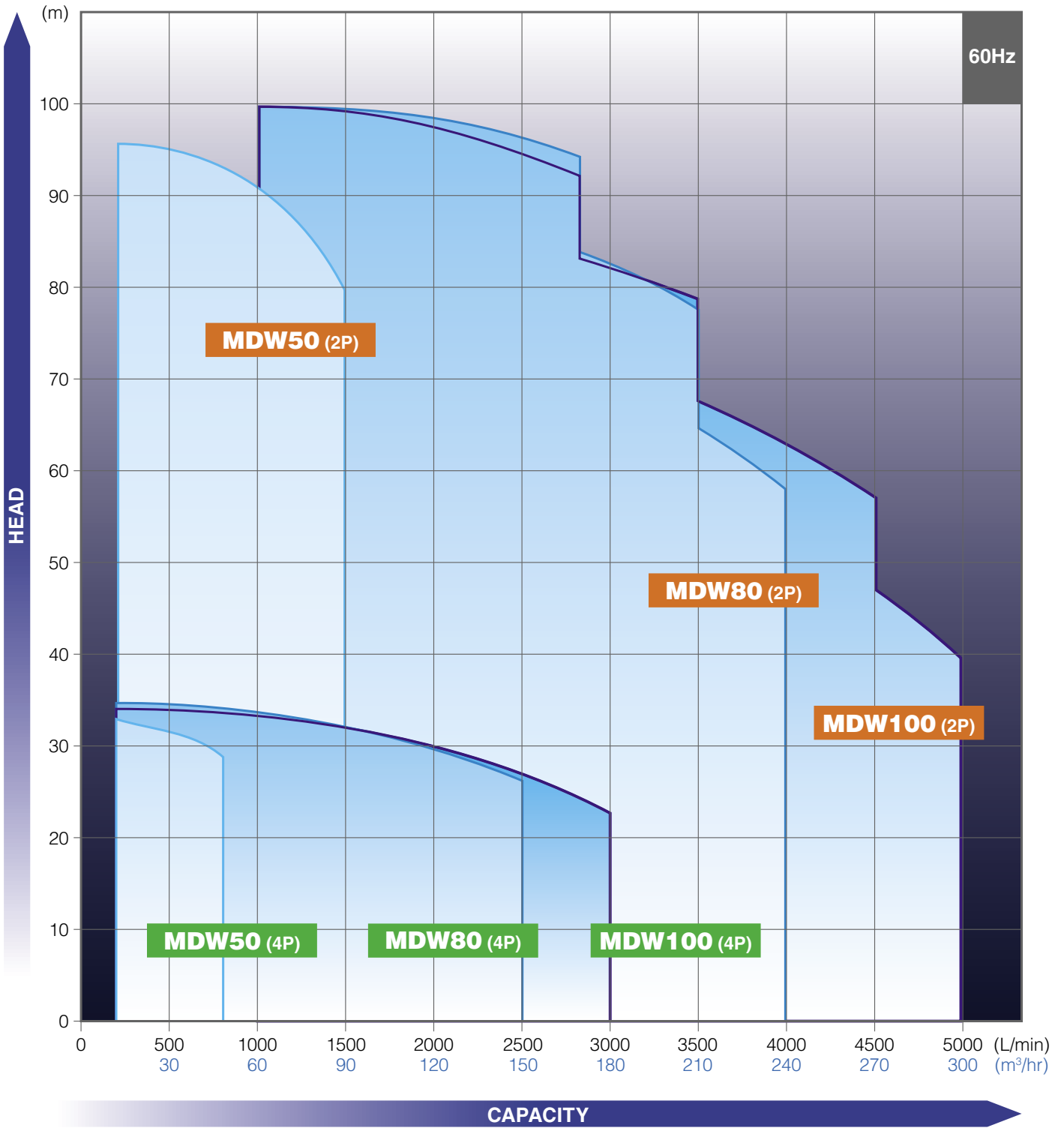
Model	Pump size Suction X Discharge mm	Nominal Impeller size	Capacity		Head m	Motor kW	
			L/min	m³/hr			
MDW50	80 X 50	250 / 220	833 / 1000	50 / 60	83 / 93	2P	22, 30, 37, 45, 55, 75
		260 / 260	417 / 500	25 / 30	21.5 / 31	4P	11, 15, 18.5, 22, 30, 37
MDW80	125 X 80	250 / 220	2667 / 2000	160 / 120	90 / 99	2P	37, 45, 55, 75
		255 / 255	1333 / 2000	80 / 120	23 / 30	4P	11, 15, 18.5, 22, 30, 37
MDW100	125 X 100	200 / 200	3333 / 2000	200 / 120	62 / 97	2P	37, 45, 55, 75
		235 / 235	1667 / 2000	100 / 120	21.5 / 30	4P	11, 15, 18.5, 22, 30, 37

Common specification

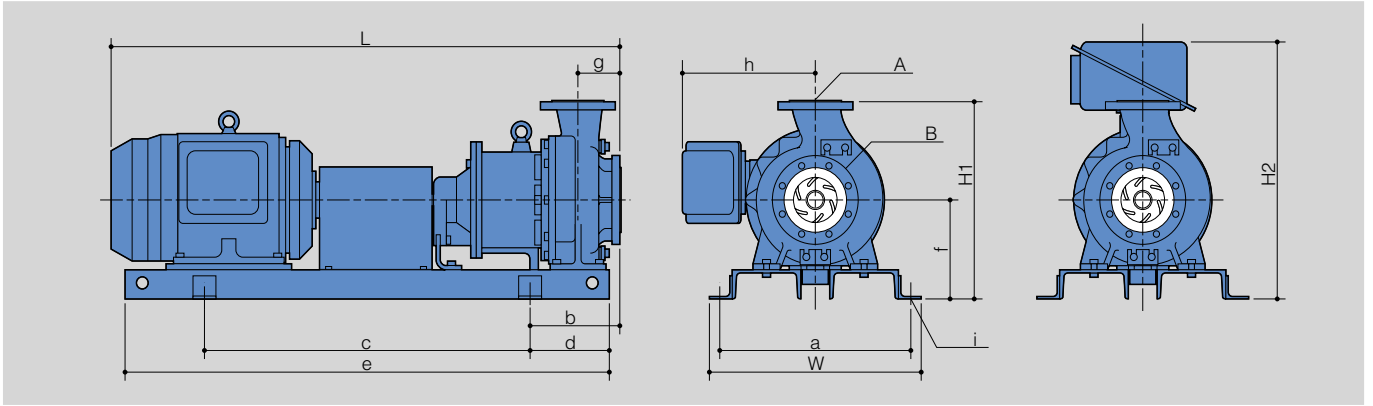
Temperature range of liquid handled	MDW80/100: -10 to 105°C, MDW50: -10 to 120°C
Maximum operating pressure	1.6MPa
Motor	Foot mounted type motor

Performance curves





Dimension (mm)



Model	Motor output kW	W	H1	H2	L	a	b	c	d	e	f	g	h	i	A	B	Mass kg											
MDW50	2P	22	(540)	(485)	(1397)	500	(255)	840	205	1250	260	125	(380)	4Xø23	50A	80A	420											
		30			(1435)												430											
		37			(1495)												530											
		45															(505)	545										
		55															(525)	580										
	75	(660)	(772)	(1645)	600	(320)	1060	270	1600	330	(425)	4Xø27	735															
	4P	11	(540)	(485)	-	(1350)	500	(255)	840	205	1250	260	125	(259)	4Xø23	50A	80A	320										
		15				(1397)												335										
		18.5				(1435)												395										
		22				(1525)												405										
30		(1525)				435																						
37	(610)	(505)	(1525)	550	(280)	940	230	1400	280	(400)	4Xø27	540																
MDW80	2P	37	(610)	(580)	-	(1535)	550	(265)	940	230	1400	300	125	(400)	4Xø27	80A	125A	515										
		45				(1548)												530										
		55				(1685)												570										
		75				(660)												(772)	(1685)	600	(305)	1060	270	1600	330	-	790	
	4P	11	(540)	(580)	-	(1390)	500	(240)	840	205	1250	260	125	(259)	4Xø23	80A	125A	335										
		15				(1437)												350										
		18.5				(1475)												415										
		22				(1565)												425										
		30				(610)												(560)	(1565)	550	(265)	940	230	1400	300	(380)	4Xø27	465
		37				(610)												(560)	(1565)	550	(265)	940	230	1400	300	(400)	4Xø27	520
MDW100	2P	37	(610)	(560)	-	(1535)	550	(265)	940	230	1400	280	125	(400)	4Xø27	100A	125A	510										
		45				(1548)												530										
		55				(1685)												620										
		75				(660)												(772)	(1685)	600	(305)	1060	270	1600	330	-	760	
	4P	11	(540)	(560)	-	(1390)	500	(240)	840	205	1250	260	125	(259)	4Xø23	100A	125A	340										
		15				(1437)												355										
		18.5				(1475)												420										
		22				(1565)												430										
		30				(610)												(560)	(1565)	550	(265)	940	230	1400	280	(380)	4Xø27	470
		37				(610)												(560)	(1565)	550	(265)	940	230	1400	280	(400)	4Xø27	515

www.iwakipumps.jp

IWAKI CO.,LTD. 6-6 Kanda-Sudacho 2-chome Chiyoda-ku Tokyo 101-8558 Japan TEL : (81)3 3254 2935 FAX : 3 3252 8892

EUROPE / U.S.A.

European office : IWAKI Europe GmbH TEL: (49)2154 9254 0 FAX: 2154 9254 48
 Austria : IWAKI (Austria) GmbH TEL: (41)26 674 93 00 FAX: 26 674 93 02
 Belgium : IWAKI Belgium N.V. TEL: (32)13 67 02 00 FAX: 13 67 20 30
 Denmark : IWAKI Nordic A/S TEL: (45)48 24 2345 FAX: 48 24 2346
 Finland : IWAKI Suomi Oy TEL: (358)9 2745810 FAX: 9 2742715
 France : IWAKI France S.A. TEL: (33)1 69 63 33 70 FAX: 1 64 49 92 73
 Germany : IWAKI Europe GmbH TEL: (49)2154 9254 50 FAX: 2154 9254 55
 Holland : IWAKI Holland B.V. TEL: (31)547 293 160 FAX: 547 292 332
 Italy : IWAKI Italia S.R.L. TEL: (39)02 990 3931 FAX: 02 990 42888
 Norway : IWAKI Norge AS TEL: (47)66 81 16 60 FAX: 66 81 16 61
 Spain : IWAKI Iberica Pumps, S.A. TEL: (34)943 630030 FAX: 943 628799
 Sweden : IWAKI Sverige AB TEL: (46)8 511 72900 FAX: 8 511 72922
 Switzerland : IWAKI (Schweiz) AG TEL: (41)26 674 93 00 FAX: 26 674 93 02
 U.K. : IWAKI Pumps (UK) Ltd. TEL: (44)1743 231363 FAX: 1743 366507
 U.S.A. : IWAKI America Inc. TEL: (1)508 429 1440 FAX: 508 429 1386

ASIA / OCEANIA

Australia : IWAKI Pumps Australia Pty Ltd. TEL: (61)2 9899 2411 FAX: 2 9899 2421
 China : Hong Kong : IWAKI Pumps Co., Ltd. TEL: (852)2607 1168 FAX: 2607 1000
 Shanghai : IWAKI Pumps (Shanghai) Co., Ltd. TEL: (86)21 6272 7502 FAX: 21 6272 6929
 Guangzhou : GFTZ IWAKI Engineering & Trading Co., Ltd. TEL: (86)20 8435 0603 FAX: 20 8435 9181
 Beijing : GFTZ IWAKI Engineering & Trading Co., Ltd. (Beijing office) TEL: (86)10 6442 7713 FAX: 10 6442 7712
 Korea : IWAKI Korea Co., Ltd. TEL: (82)2 2630 4800 FAX: 2 2630 4801
 Malaysia : IWAKIm Sdn. Bhd. TEL: (60)3 7803 8807 FAX: 3 7803 4800
 Singapore : IWAKI Singapore Pte Ltd. TEL: (65)6316 2028 FAX: 6316 3221
 Indonesia : IWAKI Singapore (Indonesia Branch) TEL: (62)21 6906606 FAX: 21 6906612
 Taiwan : IWAKI Pumps Taiwan Co., Ltd. TEL: (886)2 8227 6900 FAX: 2 8227 6818
 Thailand : IWAKI (Thailand) Co., Ltd. TEL: (66)2 322 2471 FAX: 2 322 2477
 Vietnam : IWAKI Pumps Vietnam Co., Ltd. TEL: (84)613 933456 FAX: 613 933399

()Country codes

⚠ Caution for safety use: Before use of pump, read instruction manual carefully to use the product correctly.

Actual pumps may differ from the photos. Specifications and dimensions are subject to change without prior notice. For further details please contact us.

⚠ Legal attention related to export.

Our products and/or parts of products fall in the category of goods contained in the Export Trade Control Order Attachment List 1 of Japanese export control regulations, which includes complementary export control items. Please be reminded that export license, which is issued by the Ministry of Economy, Trade, and Industry in Japan could be required when products are exported from Japan.