



Cray Pot Upgrade Kit.

New PIRSA regulations require recreational Rock Lobster Pots used in the Northern zone be fitted with Sea Lion Exclusion Devices (SLED) from the 1st of November 2014.

Recreational pots also have to have their escape gaps increased in size to match the current professional regulations of 2 escape gaps, approximately 180 degrees apart with a minimum gap of 5.7cm high x 28 cm long.

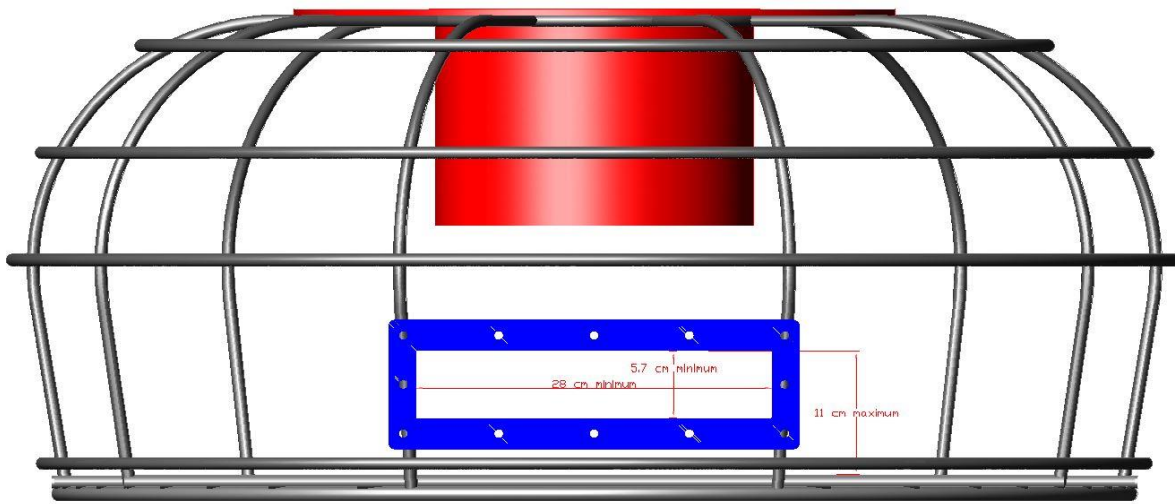
For additional information visit "<http://www.pir.sa.gov.au/fisheries>"

Multislide manufacture a kit to upgrade your amateur Cray Pot to comply with the new regulations.



Kit comprises


1. Wire SLED
2. 2 x cable clamps to attach the SLED.
3. 2 x Galvanised Steel escape gaps



Wrap the escape around the pot and tie in position. Please note that the escape gap dimensions are minimums. Do not wrap ties through the escape gap or it will reduce the gap to below the minimum. Only use the round holes for fixing. Note that the minimum length of 28cm is a linear dimension. This dimension will reduce as it is wrapped around your pot. After installing, verify that the 28cm minimum is maintained. The escape is oversize in the flat condition to allow for this reduction but if your pot is small, the result may be an undersize escape. The top of the escape must also be no higher than 11cm from the floor of the pot. Please check this height after installing.


Sea Lion Exclusion Device (SLED)

Multislide's SLED is a simple shape made from hard drawn wire that can be clamped or welded to the base of a pot.



Kit comprises

- SLED
- 2 cable clamps



1. Clamp or weld to the



base of your pot.

Image shows a typical fitment to a commercial pot.

Device can be fitted on top of the floor of the pot (as shown) or from underneath the floor of the pot.



2. Ensure the spike is aligned vertically and in the centre of the entrance.



3. Set the height of the end of the spike by cutting to length.

End of wire must be level with the bottom of the entrance or higher. To be safe, leave it higher.

Ends of cut wire can be sharp, please de-burr the ends after trimming to avoid injury while baiting the pot or removing your catch.

[email - info@multislide.com.au](mailto:info@multislide.com.au)

phone - +61 8 8374 1422

fax - +61 8 8276 5763

15 – 21 Coongie Avenue Edwardstown SA 5039