



DUROFIX™

Manufacturers of Precision & Power



◆ U.S.A.

Durofix Inc.

9168 Pittsburgh Ave.
Rancho Cucamonga, CA 91730
USA

Tel: +1 (909) 980-3323
Fax: +1 (909) 980-8822
E-mail: info@durofix.com

◆ TAIWAN

Mobiletron Electronics Co., Ltd.

No. 85, Sec.4, Chung-Ching Rd.,
Ta-Ya District, Taichung City, 428
Taiwan

Tel: +886-(0)4-25683403
Fax: +886-(0)4-25669925
E-mail: info@durofix.com.tw

◆ EUROPE

Mobiletron UK Ltd.

Unit 80 Roman Way, Roman Way Ind Est., Longridge Road
Preston, Lancashire, PR2 5BE
United Kingdom

Tel: +44-(0)1772-693780
Fax: +44-(0)1772-693790
E-mail: info@durofix.co.uk

◆ CHINA

Mobiletron Electronics (Ningbo) Co., Ltd.

C6, Zone A, Far East Industry City
Yuyao, Zhejiang, 315400
China

Tel: +86-(0)574-62760669
Fax: +86-(0)574-62700583
E-mail: durofix@ningbo.more.com.tw



Quality · Durability · Reliability · Value

With more than 30 years on power tool development, Durofix has become one of the leading portable power tool manufacturers in the world. Our product range covers construction, woodworking, automotive and industrial tools for professionals and high-end hobby users. Supported by our electronics division of the Mobiletron Group, we own and apply advanced Lithium-ion battery management, electronic control and brushless motor technologies to fabricate state-of-the-art portable power tools. We commit to developing innovative and reliable products and providing excellent worldwide services in the Americas, Europe and Asia-Pacific.

**EXTREME
60v
POWER**

CONTROL+ MOTOR INTEGRATED DESIGN

Energy Saving, Higher Efficiency & Longer Life-span

NO CARBON BRUSH WORN OUT

No Sparking & Heat Generating

ELECTRONIC TORQUE CONTROL (ETC)

Torque Output Control Much More Precisely



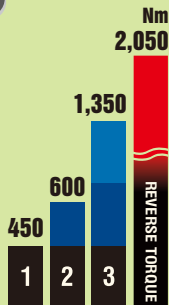

- ★ HIGHER VOLTAGES,
LESS CURRENT DRAW
- ★ BETTER EFFICIENCY,
LOWER LOSSES BY HEAT
- ★ FIRST TO THE MARKET

RI60164

Li-ion 60V BRUSHLESS Jumbo Impact Wrench

- Electronic torque & speed control
- Longer running time & life cycle
- 2,050 Nm max. reverse torque
- Durable metal gearbox housing
- Built-in LED light for convenient illumination during work
- Battery indicator shows battery status

Model Number	RI60164
Voltage	60 Vdc
Drive	1/2" Square
Max. Reverse Torque	2,050 Nm (1,500 ft-lbs)
Max. Tightening Torque	450 / 600 / 1,350 Nm (332 / 450 / 1,000 ft-lbs)
No Load Speed	0-900 / 0-1,200 / 0-1,600 RPM
Impacts per Minute	0-2,400 IPM
Tool Weight	3.83 kg (8.42 lbs)



powered by **LI-ION TECH**
60V CHARGERS & BATTERY PACK



DC60UN26-C25



B6029LA
B6029LB



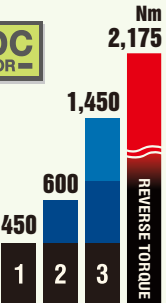

B6035LE

RI60164-6

Li-ion 60V BRUSHLESS 3/4" Jumbo Impact Wrench

- Electronic torque & speed control
- Longer running time & life cycle
- 2,175 Nm max. reverse torque
- Durable metal gearbox housing
- Built-in LED light for convenient illumination during work
- Battery indicator shows battery status

Model Number	RI60164-6
Voltage	60 Vdc
Drive	3/4" Square
Max. Reverse Torque	2,175 Nm (1,605 ft-lbs)
Max. Tightening Torque	450 / 600 / 1,450 Nm (332 / 450 / 1,070 ft-lbs)
No Load Speed	0-900 / 0-1,200 / 0-1,600 RPM
Impacts per Minute	0-2,400 IPM
Tool Weight	3.83 kg (8.42 lbs)

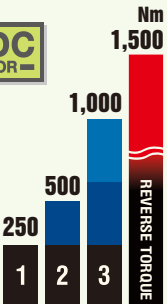



RI60158

Li-ion 60V BRUSHLESS Jumbo Impact Wrench

- Electronic torque & speed control
- Longer running time & life cycle
- 1,500 Nm max. reverse torque
- Durable metal gearbox housing
- Built-in LED light for convenient illumination during work
- Battery indicator shows battery status

Model Number	RI60158
Voltage	60 Vdc
Drive	1/2" Square
Max. Reverse Torque	1,500 Nm (1,100 ft-lbs)
Max. Tightening Torque	250 / 500 / 1,000 Nm (185 / 370 / 740 ft-lbs)
No Load Speed	0-1,100 / 0-1,500 / 0-1,600 RPM
Impacts per Minute	0-2,400 IPM
Tool Weight	3.53 kg (7.77 lbs)

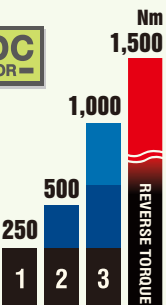



RI60158-6

Li-ion 60V BRUSHLESS 3/4" Jumbo Impact Wrench

- Electronic torque & speed control
- Longer running time & life cycle
- 1,500 Nm max. reverse torque
- Durable metal gearbox housing
- Built-in LED light for convenient illumination during work
- Battery indicator shows battery status

Model Number	RI60158-6
Voltage	60 Vdc
Drive	3/4" Square
Max. Reverse Torque	1,500 Nm (1,100 ft-lbs)
Max. Tightening Torque	250 / 500 / 1,000 Nm (185 / 370 / 740 ft-lbs)
No Load Speed	0-1,100 / 0-1,500 / 0-1,600 RPM
Impacts per Minute	0-2,400 IPM
Tool Weight	3.53 kg (7.77 lbs)



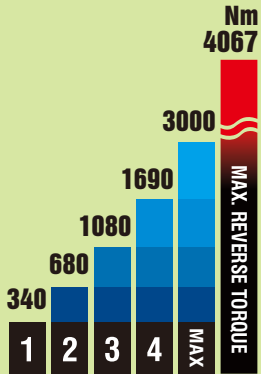
1" JUMBO IMPACT WRENCH

- ◆ Two 60V (2.5Ah / 150Wh) Batteries for either 250+ 1-1/4" Bolts or 150+ Lug Nuts
- ◆ Removable & 360° Adjustable Side Handle
- ◆ Dual Battery System for Double Capacity & Runtime
- ◆ Pneumatic Replacement-Free from Compressor & Hoses
- ◆ Auto Shut off for 4 Different Torque Settings



RI60176E

RI60176



Model Number	RI60176E	RI60176
Voltage	60 Vdc	
Drive	1" Square	
Max. Reverse Torque	4,067 Nm (3,000 ft-lbs)	
Max. Tightening Torque	3,000 Nm (2,212 ft-lbs)	
Torque Setting Range	340 / 680 / 1,080 / 1,690 Nm (250 / 500 / 800 / 1,250 ft-lbs)	
No Load Speed	0-1,200 RPM	
Impacts per Minute	0-1,450 IPM	
Tool Weight	12.72 kg (27.98 lbs) 12.00 kg (26.40 lbs)	

RAILWAY IMPACT WRENCH

- ◆ Dual Battery System for Double Capacity & Runtime
- ◆ Extended Handle Design – Operation without Bending over
- ◆ 36 Torque Settings for Auto Shut off
- ◆ Two Side LEDs for Workplace Visibility



36 TORQUE SETTINGS
Auto Shut Off

Model Number	RI60180A2-6
Voltage	60 Vdc
Drive	3/4" Square
Max. Reverse Torque	2,175 Nm (1,605 ft-lbs)
Max. Tightening Torque	1,450 Nm (1,070 ft-lbs)
Auto Shut Off (36 Setting)	150/160/170...500 Nm (Numerical indication)
No Load Speed	0-1,600 RPM
Impacts per Minute	0-2,000 IPM
Tool Weight	7.85 kg (17.27 lbs)





RK60132

Li-ion 60V BRUSHLESS 13 mm

2-Speed Jumbo Hammer Drill / Driver

- Longer running time & life cycle
- 21 torque settings + drill mode + hammer drill mode
- All metal gearbox housing
- Built-in LED light for convenient illumination during work
- Battery indicator shows battery status

Model Number	RK60132
Voltage	60 Vdc
Chuck Capacity	1/2" (13 mm)
Max. Torque	120 Nm (1,062 in-lbs)
No Load Speed	0-550 / 0-2,000 RPM
Blows per Minute	30,000 BPM
Tool Weight	2.56 kg (5.63 lbs)

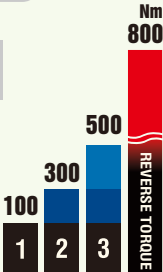



RI60166A1

Li-ion 60V BRUSHLESS Impact Wrench

- Electronic torque & speed control
- Longer running time & life cycle
- 3 fastening modes for different applications
- Durable metal gearbox housing
- Built-in LED light for convenient illumination during work
- Battery indicator shows battery status

Model Number	RI60166A1
Voltage	60 Vdc
Drive	1/2" Square
Max. Reverse Torque	800 Nm (590 ft-lbs)
Max. Tightening Torque	100 / 300 / 500 Nm (73 / 221 / 370 ft-lbs)
No Load Speed	0-1,500 / 0-1,800 / 0-2,500 RPM
Impacts per Minute	0-3,000 IPM
Tool Weight	2.04 kg (4.48 lbs)

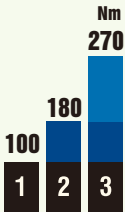



RI60165A1

Li-ion 60V BRUSHLESS Impact Driver

- Electronic torque & speed control
- Longer running time & life cycle
- 3 fastening modes for different applications
- Durable metal gearbox housing
- Built-in LED light for convenient illumination during work
- Battery indicator shows battery status

Model Number	RI60165A1
Voltage	60 Vdc
Drive	1/4 Hex Shank
Max. Tightening Torque	100 / 180 / 270 Nm (73 / 133 / 200 ft-lbs)
No Load Speed	0-1,200 / 0-1,900 / 0-3,000 RPM
Impacts per Minute	0-3,000 IPM
Tool Weight	2.04 kg (4.48 lbs)



RS6020

Li-ion 60V BRUSHLESS 7" Angle Polisher

- Longer running time & life cycle
- High performance and advanced ergonomics
- Dust Cover design increasing performance & extending tool life
- IP56: Superior dust and water resistance
- One/off trigger and lock on • Durable metal gearbox housing
- Variable speed dial • Battery indicator
- Spindle lock button design
- Two position side handle and bail handle

Model Number	RS6020
Voltage	60 Vdc
Pad Size	7" (180mm)
Spindle	5/8"/M14
Speed setting (No load) RPM	800 / 1,000 / 1,200 / 1,400 1,600 / 1,800 / 2,000 / 2,200
Speed control	8 settings
Tool Weight	3.15 kg (6.93 lbs)



RY6001

Li-ion 60V BRUSHLESS Rotary Hammer Drill

- 3-Mode Selector Switch
- Chisel Positioning
- Side Handle For reduces user's fatigue
- Built-in LED light for convenient illumination during work
- Battery indicator shows battery status

Model Number		RY6001
Voltage		60 Vdc
Chuck		SDS Plus
Impact Energy		2.3 J
No Load Speed		0-1,700 RPM
Blows per Minute		0-5,600 BPM
Drill Capacity	Concrete	24 mm (15-16")
	Steel	13 mm (1/2")
	Wood	26 mm (1")
Tool Weight		2.96 kg (6.50 lbs)



RG6020

Li-ion 60V BRUSHLESS Angle Grinder

- Longer running time & life cycle
- **Corded performance** : 15A corded power
- **Dual action trigger** : eliminating accidental trigger actuation
- **Tool-free** for all accessories changing & patent pending guard adjustment
- **IP56**: Superior dust and water resistance
- High performance and advanced ergonomics
- Durable metal gearbox housing
- Spindle lock button design • Battery indicator
- Three position side handle

Model Number	RG6020-150	RG6020-180	RG6020-230
Voltage	60 Vdc		
Disk Size	6" (150 mm)	7" (180 mm)	9" (230 mm)
Spindle Thread	M14 / 5/8"		
No Load Speed	4000 / 6000 / 9000 RPM	4000 / 6000 / 8000 RPM	6,600 RPM
Tool Weight	3.67 kg (8.07 lbs)	4.74 kg (10.43 lbs)	5.17 kg (11.38 lbs)



RG6019

Li-ion 60V BRUSHLESS Angle Grinder

- Longer running time & life cycle
- Lock-on slide switch provides user comfort in extended use application
- Spindle lock button design for easy grinding disc change
- Three-position side handle provides user comfort and reduces user's fatigue
- Needle bearing construction for extra durability and longer tool life
- Durable metal gearbox housing
- Battery indicator shows battery status



Model Number	RG6019-115	RG6019-125
Voltage	60 Vdc	
Disk Size	4.5" (115 mm)	5" (125 mm)
Spindle Thread	M14 / 5/8"	
No Load Speed	9000 RPM	
Tool Weight	3.44 kg (7.56 lbs)	3.44 kg (7.56 lbs)






**MULTI-FUNCTION
CONCRETE VIBRATOR**

- ◆ No Power Cords & Generator Required
- ◆ Good for Both Indoor & Outdoor Applications, Cramped Areas
- ◆ Easy to Install All Attachments

Interchangeable Attachments

(Vibrators / Wallbrator)

- ◆ ALLOW FOR VERSATILE APPLICATIONS



+ BLDC MOTOR

+ BRUSHED MOTOR



FLEXIBLE SHAFT RIGID SHAFT / WALLBRATOR

- ★ Just Unlock the Connector of Flexible Shaft (Turn Clockwise)

- ★ Just Release 4 Screws of Anti-Vibration Cushion

BATTERY PACK PROTECTIVE COVER


- ★ Prevents damage due to contamination.



**RZ6008-28DL / RZ6008-25DS
Li-ion 60V BRUSHLESS (Rigid Shaft) Concrete Vibrator**



RZ6008-28DL



RZ6008-25DS




Model Number	RZ6008-28DL	RZ6008-25DS
Voltage	60 Vdc	
No Load Vibrations / Min.	12,500 VPM	13,000 VPM
Vibration Head (Dia. x Length)	Ø 1-1/8" x 25" (Ø 28 x 635 mm)	Ø 1" x 17-5/8" (Ø 25 x 447 mm)

Model Number	RZ6008-28DL	RZ6008-25DS
Rigid Shaft Assembly Length	27-15/16" (710 mm)	20-9/16" (522 mm)
Max. Running Time per pack	100 min.	120 min.
Overall Length	936 mm	748 mm
Tool Weight	5.12 kg (11.20 lbs)	4.22 kg (9.28 lbs)


**RZ6008-28FPL / RZ6008-28FP
Li-ion 60V BRUSHLESS (Flexible Shaft) Concrete Vibrator**



RZ6008-28FPL



RZ6008-28FP



Model Number	RZ6008-28FPL	RZ6008-28FP
Voltage	60 Vdc	
No Load Vibrations / Min.	13,000 VPM	12,500 VPM
Vibration Head (Dia. x Length)	Ø 1-1/8" x 7-5/16" (Ø 28 x 186 mm)	Ø 1-1/8" x 7-5/16" (Ø 28 x 186 mm)
Flexible Shaft Assembly Length	48-5/16" (1,228 mm)	32-7/16" (824 mm)

Model Number	RZ6008-28FPL	RZ6008-28FP
Max. Running Time per pack	130 min.	200 min.
Overall Length	1,474 mm	1,070 mm
Tool Weight	4.92 kg (10.82 lbs)	3.92 kg (8.62 lbs)

**RZ6008-KCA
Li-ion 60V BRUSHLESS Concrete Wallbrator**

Wallbrator is designed for all types of ICF (Insulating Concrete Form) applications. The tool's high-speed, low-impact vibration ensures proper concrete consolidation with one pass without damaging the ICF's surface.

Model Number	RZ6008-KCA
Voltage	60 V
No Load Vibrations / Min.	9,500 VPM
Vibration Head (Dia. x Length)	Ø 76 x 133 mm (Ø 3" x 5-1/4")
Wallbrator Assembly Length	169.5 mm (6-11/16")
Running Time per Pack	130 min.
Overall Length	396 mm
Tool Weight	4.02 kg (8.84 lbs)





MAKE YOUR OWN COMBO KIT

RI12184 Li-ion 12V BRUSHLESS Impact Wrench

- The impact wrench delivers an industry leading **540 Nm** of reverse torque.
- Auto-Shut-Off Mode in **Modes 1-3 setting** prevents over-fastening of bolts while doing reassembly work.
- **4-Mode Drive Control** provides you with unmatched control in various fastening applications.
- Compact and ergonomic design at only **132mm** long

Model Number	RI12184-3	RI12184
Voltage	12 Vdc	
Drive	3/8" Square	1/2" Square
Max. Reverse Torque	480 Nm (354 ft-lbs)	540 Nm (400 ft-lbs)
Max. Torque	300 Nm (220 ft-lbs)	340 Nm (250 ft-lbs)
Torque Control	3-Mode Auto Shut-off	
No Load Speed	0-2,800 RPM	
Impacts per Minute	0-3,200 IPM	
Tool Weight	1.48 kg (3.26 lbs)	



powered by
LI-ION TECH
12V CHARGERS & BATTERY PACK

*xx: Country or Region



RI12183 Li-ion 12V BRUSHLESS Impact Driver

- The impact wrench delivers an industry leading **220 Nm** of Max. torque.
- Auto-Shut-Off Mode in **Modes 1-4 setting** prevents over-fastening of bolts while doing reassembly work.
- **4-Mode Drive Control** provides you with unmatched control in various fastening applications.
- Compact and ergonomic design at only **132mm** long

Model Number	RI12183
Voltage	12 Vdc
Drive	1/4 Hex Shank
Max. Torque	220 Nm (163 ft-lbs)
Torque Control	4-Mode Driver Control
No Load Speed	0-3,600 RPM
Impacts per Minute	0-3,200 IPM
Tool Weight	1.46 kg (3.21 lbs)



RW1221 Li-ion 12V BRUSHLESS Ratchet Wrench

- **Up to 162 Nm (120 ft-lbs) tightening torque by hand** (RW1221-3)
- Great accessibility with 152 mm long extended neck
- Durable metal gearbox housing
- Angled compact head allows to safely use this tool in narrow space
- Forward/reverse lever

Model Number	RW1221-3	RW1221-2
Voltage	12 Vdc	
Drive	3/8" Square	1/4" Square
Max. Torque	75 Nm (55 ft-lbs)	40 Nm (30 ft-lbs)
No Load Speed	0-450 RPM	
Tool Weight	1.36 kg (3.00 lbs)	1.25 kg (2.75 lbs)

RW1210-4 / RW1210-3 Li-ion 12V BRUSHLESS Ratchet Wrench

- Longer Running Time & Life Cycle
- Ideal for work in tight spaces
- 95 Nm max. torque in power wrench mode (RW1210-4)
- Durable metal gearbox housing
- Angled compact head allows to safely use this tool in narrow space
- Forward/reverse lever

Model Number	RW1210-4	RW1210-3
Voltage	12 Vdc	
Drive	1/2" Square	3/8" Square
Max. Torque	95 Nm (70 ft-lbs)	88 Nm (65 ft-lbs)
No Load Speed	0-220 RPM	
Tool Weight	1.40 kg (3.08 lbs)	



RW1210-3



RW1210-4





RY1204

Li-ion 12V BRUSHLESS
Rotary Hammer Drill

- 2-Mode selector switch
- Side handle for reduces user's fatigue
- Built-in LED light for convenient illumination during work
- Battery indicator shows battery status



Model Number	RY1204	Blows per Minute	0-4,500 BPM	
Voltage	12 Vdc	Drill Capacity	Concrete	14 mm
Chuck	SDS Plus		Steel	10 mm
Impact Energy	1.3 J		Wood	13 mm
No Load Speed	0-1,300 RPM	Tool Weight	1.97 kg (4.33 lbs)	

RW1210-2

Li-ion 12V
BRUSHLESS 1/4" Ratchet Wrench

- Longer Running Time & Life Cycle
- Ideal for work in tight spaces
- 50 Nm max. torque in power wrench mode
- Durable metal gearbox housing
- Angled compact head allows to safely use this tool in narrow space
- Forward/reverse lever

Model Number	RW1210-2
Voltage	12 Vdc
Drive	1/4" Square
Max. Torque	50 Nm (37 ft-lbs)
No Load Speed	0-400 RPM
Tool Weight	1.40 kg (3.08 lbs)



RS1222

Li-ion 12V 75mm
2-Speed Mini Polisher / Sander

- 2-speed gearbox for optimum RPM matching applications
- Lock-on power switch for user convenience
- Spindle lock button for easy wheel changes
- Compact size and light weight
- Convenient two positioned side handle variable speed switch
- Battery indicator shows battery status

Model Number	RS1222
Voltage	12 Vdc
Speed Setting	8 Stages
Pad Size	3" (75 mm) / 5" (125 mm)
Sanding Disc Size	2" (50 mm) / 3" (75 mm)
No Load Speed	0-3,000 RPM / 0-9,500 RPM
Tool Weight	1.10 kg (2.40 lbs)



8-SEGMENT
FINE-TUNING DIAL



RZ1282

Li-ion 12V Compact Blower

- 8-speed settings & variable speed trigger increase control
- Compact size & rubber nozzle for tight spaces
- Axial fan for best combination of power & run-time
- Rubber nozzle removes debris in hard-to-reach places
- Wide sweeping nozzle efficiently clears debris in open spaces
- Lock-on switch reduces user fatigue

Model Number	RZ1282	Noice (dBA)	90
Voltage	12 Vdc	Use time	15-20 Minutes
Air Volume	0-150 CFM	Tool Weight	1.65 kg (3.63 lbs)
Air Flow Speed	80 MPH		



8-STAGES
SPEED SETTING



RC1222

Li-ion 12V 76mm Compact Cut-Off Tool

- 20,000 rpm for fast and accurate cutting performance
- Reversible blade rotation for ultimate cutting control
- Tool free guard adjustment for convenience and ease of use
- Incorporated super bright LED
- Battery indicator

Model Number	RC1222
Voltage	12 Vdc
Rotation Speed	20,000 RPM
Blade Size	76 mm
Arbor Size	ø10 mm
Cut Depth	16.3 mm
Tool Weight	1.10 kg (2.40 lbs)





RI12104 / RI12104-2

Li-ion 12V Impact Wrench

- Compact and ergonomic design at only 158.3mm long
- Ideal for work in tight spaces
- Variable speed with reversible control and electric brake switch
- Rubber boots design
- Built-in LED light for convenient illumination during work
- Battery indicator shows battery status

Model Number	RI12104	RI12104-2
Voltage	12 Vdc	
Drive	3/8" Square	1/4" Square
Max. Torque	120 Nm (90 ft-lbs)	108 Nm (80 ft-lbs)
No Load Speed	0-2,400 RPM	
Impacts per Minute	0-3,100 IPM	
Tool Weight	0.90 kg (1.98 lbs)	



RS1212

Li-ion 12V 75mm Mini Polisher

- Compact size and light weight
- Convenient two positioned side handle
- Variable speed with reversible control and electric brake switch
- Battery indicator shows battery status

Model Number	RS1212
Voltage	12 Vdc
Pad Diameter	75 mm (3")
No Load Speed	0-2,800 RPM
Tool Weight	0.88 kg (1.93 lbs)



RI12105

Li-ion 12V Impact Driver

- Compact and ergonomic design at only 151mm long
- Ideal for work in tight spaces
- Variable speed with reversible control and electric brake switch
- Rubber boots design
- Built-in LED light for convenient illumination during work
- Battery indicator shows battery status

Model Number	RI12105
Voltage	12 Vdc
Drive	1/4" Hex Shank
Max. Torque	110 Nm (82 ft-lbs)
No Load Speed	0-2,400 RPM
Impacts per Minute	0-3,100 IPM
Tool Weight	0.90 kg (1.98 lbs)

RS1214

Li-ion 12V 75mm 2-Speed Mini Polisher

- 2-speed gearbox for optimum RPM matching applications
- Compact size and light weight
- Convenient two positioned side handle variable speed switch
- Battery indicator shows battery status

Model Number	RS1214
Voltage	12 Vdc
Pad Diameter	75 mm (3")
No Load Speed	0-2,800 RPM / 0-7,600 RPM
Tool Weight	0.88 kg (1.93 lbs)



RD12119

Li-ion 12V 3/8" 2-Speed Drill / Driver

- 2-speed gearbox for optimum RPM matching applications
- Ideal for work in tight spaces
- 18 torque settings + drill mode
- Variable speed with reversible control and electric brake switch
- Built-in LED light for convenient illumination during work
- Battery indicator shows battery status

Model Number	RD12119
Voltage	12 Vdc
Chuck capacity	10 mm (3/8")
Max. Torque	30 Nm (265 in-lbs)
No Load Speed	0-350 / 0-1,350 RPM
Tool Weight	1.20 kg (2.64 lbs)





RW1207

Li-ion 12V 1/4" Ratchet Wrench

- Compact and ergonomic design at only 257mm long
- Ideal for work in tight spaces
- 40 Nm max. torque in power wrench mode
- Angled compact head allows to safely use this tool in narrow space
- Built-in LED light for convenient illumination during work
- Forward/reverse lever

Model Number	RW1207
Voltage	12 Vdc
Drive	1/4" Square
Max. Torque	40 Nm (30 ft-lbs)
No Load Speed	240 RPM
Tool Weight	0.85 kg (1.87 lbs)



RW1218

Li-ion 12V 3/8" Ratchet Wrench

- Up to 135 Nm (100 ft-lbs) tightening torque by hand
- Great accessibility with 152 mm long extended neck
- 55 Nm max. torque in power wrench mode
- Durable metal gearbox housing
- Angled compact head allows to safely use this tool in narrow space
- Forward/reverse lever

Model Number	RW1218
Voltage	12 Vdc
Drive	3/8" Square
Max. Torque	55 Nm (40 ft-lbs)
No Load Speed	250 RPM
Tool Weight	1.25 kg (2.75 lbs)



RW1208

Li-ion 12V 3/8" Ratchet Wrench

- Ideal for work in tight spaces
- 75 Nm max. torque in power wrench mode
- Durable metal gearbox housing
- Angled compact head allows to safely use this tool in narrow space
- Forward/reverse lever

Model Number	RW1208
Voltage	12 Vdc
Drive	3/8" Square
Max. Torque	75 Nm (55 ft-lbs)
No Load Speed	0-170 RPM
Tool Weight	1.40 kg (3.08 lbs)



RW1216

Li-ion 12V Ratchet Wrench

- Up to 162 Nm (120 ft-lbs) tightening torque by hand (RW1216-3)
- Great accessibility with 152 mm long extended neck
- Durable metal gearbox housing
- Angled compact head allows to safely use this tool in narrow space
- Forward/reverse lever

Model Number	RW1216-3	RW1216-2
Voltage	12 Vdc	
Drive	3/8" Square	1/4" Square
Max. Torque	88 Nm (65 ft-lbs)	40 Nm (30 ft-lbs)
No Load Speed	0-260 RPM	0-300 RPM
Tool Weight	1.36 kg (3.00 lbs)	1.25 kg (2.75 lbs)




RW1209

Li-ion 12V 3/8" Ratchet Wrench

- 60 Nm of max torque for fast removal
- Compact head design for use in tight spaces
- Fwd / rev switch provides easy directional changes
- Incorporated super bright LED
- Slim body with soft grip for comfort and control

Model Number	RW1209
Voltage	12 Vdc
Drive	3/8" Square
Max. Torque	60 Nm (45 ft-lbs)
No Load Speed	170 RPM
Tool Weight	0.89 kg (1.96 lbs)





CS-25-12VU

USB Power Adapter

- Compact size maximizes portability for use on the Jobsite
- Compatible with in-vehicle USB ports for convenient on-the-go charging of G12 Batteries
- Power indicator allows fast checking of G12 battery charge

Model Number	CS-25-12VU
Voltage	12V
Input (USB-C)	5V @ 2.1A
Output (charging)	12 V
USB output	9V @ 1.6A
	5V @ 2.1A
DC plug output	12 V
Tool Weight (w/o Battery)	0.20 lbs (0.09 kg)



Battery pack not included



RJ1217

Li-ion 12V Mini Reciprocating Saw

- Compact Size & Lightweight
- Dual-Gear Counterbalance Mechanism
- Keyless Blade Clamp
- One-handed Operation
- Front Rubber Wrap
- Built-in Battery Indicator

Model Number	RJ1217
Voltage	12 Vdc
Stroke	5/8"
Head length	290 mm (11-7/16")
Stroke per Minute	0-3,000 spm
Tool Weight	1.22 kg (2.70 lbs)



Clamping jaw equipped can increase friction in operation to control the cutting position and provide smoother cutting and variable reduce for your projects.

RZ1230

Li-ion 12V Caulking Gun

- The Caulk and Adhesive Gun is the lightest, most compact cordless powered caulk gun. With up to 400 lbs. of pushing force and 130 psi injection pressure.
- The combination Variable Speed Trigger and Max-Speed dial allow.
- The 360 degree Rotating Collar delivers maximum control around turns.
- The tool also features auto-reversing anti-drip, a seal puncture tool and durable hang hook for versatility on the job.

Model Number	RZ1230	Pressure	130 psi
Voltage	12 Vdc	Speed	0.04"-0.31"/s (1mm-8 mm)/s
Capacity	10 oz	Speed setting	8 stages
Barrel Type	Composite Half-Barrel	Stroke	7.87" (200 mm)
Max. Pushing	400 lbs	Tool Weight	1.30 kg (2.86 lbs)



8-STAGES
SPEED SETTING



Model No. DBG005

Canvas bag

- Waterproof, durable, with strap

420*250*270 mm



Model No. DBG004

Canvas bag

- Waterproof, durable, with strap

390*150*220 mm

RV439

Li-ion 4V Foldable Screwdriver



Model Number	RV439
Voltage	4 Vdc
Drive	1/4" Hex Bit Holder
Max. Torque	5.6 Nm (50 in-lbs)
No Load Speed	190 / 650 RPM
Tool Weight	0.44 kg (0.97 lbs)




TURN A REGULAR RATCHET INTO A DIGITAL RATCHET

- ◆ Audible torque confirmation by means of buzzer and LED flashing

RM604-4A / RM602-4A / RM602-3
DIGITAL TORQUE ADAPTER

- Static torque measurement
- Standard functions: torque setting, measurement setting, mode setting
- Operation in both clockwise and counter-clockwise directions
- LCD display shows N-m (or kg-cm, in-lb, ft-lb) measurements
- Audible torque confirmation by means of buzzer and LED flashing
- Easy to set up Set, peak or track modes



Model Number	RM604-4A	RM602-4A	RM602-3
Drive	1/2" Square	1/2" Square	3/8" Square
Length	75 mm		
Width	47 mm		
Height	48 mm		
Accuracy	► CW ±2 % ► CCW ±3 %		
Measured Torque Range	34-340 Nm (25.1-250.8 ft-lbs)	34-340 Nm (25.1-250.8 ft-lbs)	8-80 Nm (5.9-59 ft-lbs)

■ The certification of accuracy provided per ASME and ISO Standards is 20% to 100% of full scale.



	Model Number	RM604-4A	RM602-4A	RM602-3
	Resolution	1 kg-cm, 0.1 N-m, 1 in-lb, 0.1 ft-lb		
	Auto Shut-Off	After 3 Minutes of No Use	After 1 Minute of No Use	
	Operating Temperature	0°C~50°C		
	Storage Temperature	-10°C~60°C		
	Battery	Coin Cell CR2032 X 2		
	Tool Weight	0.20 kg (0.44 lbs)	0.20 kg (0.44 lbs)	0.14 kg (0.31 lbs)

RM607-4 / RM601-3
DIGITAL TORQUE WRENCH

- Standard functions: torque setting, measurement setting, mode setting
- Operation in both clockwise and counter-clockwise directions
- LCD display shows kg-cm, N-m, in-lb, ft-lb measurements
- Audible torque confirmation by means of buzzer and LED flashing
- Easy to set up peak or track modes
- Anti-slip soft grip



Model Number	RM607-4	RM601-3
Drive	1/2" Square	3/8" Square
Head Type	Quick Release Ratchet	
Gear Teeth	45	
Length	440 mm	315 mm
Accuracy	► CW ±2 % ► CCW ±3 %	
Measured Torque Range	20-200 Nm (14.8-147.5 ft-lbs)	5-50 Nm (3.7-36.9 ft-lbs)

■ The certification of accuracy provided per ASME and ISO Standards is 20% to 100% of full scale.

RM303-4A
ANGLE DIGITAL TORQUE WRENCH

- Standard functions: torque setting, measurement setting, mode setting
- Operation in both clockwise and counter-clockwise directions
- LCD display shows kg-cm, N-m, in-lb, ft-lb measurements
- Audible torque confirmation by means of buzzer, LED flashing & vibration function
- Easy to set up peak or track modes
- Anti-slip soft grip



Model Number	RM303-4A
Drive	1/2" Square
Head Type	Quick Release Ratchet
Gear Teeth	72
Length	666 mm
Accuracy	► CW ±1.5 % ► CCW ±1.5 %
Measured Torque Range	17-340 Nm (12.5-250.7 ft-lbs)

Angle Setting Range	1° - 720°
Resolution	1 kg-cm, 0.1 N-m, 1 in-lb, 0.1 ft-lb, 0.1°
Auto Shut-Off	After 2 Minute of No Use
Operating Temperature	-10°C~60°C
Storage Temperature	-20°C~70°C
Battery	AA Alkaline Battery X 2 (Battery not included)
Tool Weight	1.39 kg (3.06 lbs)

■ The certification of accuracy provided per ASME and ISO Standards is 20% to 100% of full scale.