



410 SUITE
LANGFORD BIFOLD
WINDOW

Our high performance Bifold window can open up an entire wall in your home, making it an excellent choice for connecting the indoors to the outdoors.



PRODUCT FEATURES

Custom made sizes to suit your requirement's. The architectural frame give the window a high wind and water rating.

A large variety of combinations are available, stacking in either direction or biparting. These windows can be screen using Centor retractable screens.

They are designed to carry a variety of glass types for sound and temperature control, including double glazed.

All window have a variety of lock options and hardware colours including stainless steel or colour match powdercoat.

The sills can be recessed into the floor to create a seamless flow from inside to out.

For further information please contact the office

LANGFORD WINDOWS | 12 Mitchell Rd, Cardiff | sales@langfordwindows.com.au | (02) 4953 5000







PRODUCT OPTIONS

ENERGY



The following table lists some of the typical WERS rated glass and frame combinations for this window type. For a complete list of all rated glass and frame combinations please contact

Glass Type	COOLING	HEATING	U Value	SHGC
6mm Clear	27%	16%	6.1	0.59
6mm Grey	38%	7%	6.2	0.44
6.38mm Comfort Plus Clear	43%	30%	4.6	0.48
Double Glazed Clear - Clear / air / Clear	42%	37%	4.2	0.52
Double Glazed Low E - Clear / air / Low E clear	47%	41%	3.7	0.49

GENERAL	HARDWARE	WEATHER
<p><u>Max window height</u> 3000</p> <p><u>Max window width</u> 100 per door sash</p> <p><u>Max glass thickness</u> 20mm</p> <p><u>Frame depth</u> 102mm</p>	<div></div> <p>Miro Lever LockMiro Lever Operator Ando Lever Lock Ando Lever ICON Lever ICON Lever</p>	<p><u>Max water rating</u> 450Pa</p>

For further information please contact the office