

LUXURY STONE

IMPORTS PTY. LTD.

Quality Natural Stone Suppliers



www.luxurystone.com.au

Split Sandstone

www.luxurystone.com.au



Mint



Drifting



Mint

Why use Natural Split Sandstone?

Natural split sandstone has many benefits including being very durable & versatile. It is an excellent product for swimming pool surrounds due to its natural slip resistance when wet and has a high resistance to salt attack (sealing is recommended to assist with protection). The natural split finish also highlights the natural colours within the sandstone that have been developed over thousands of years by mother nature. Our Natural split sandstone comes in calibrated thickness that can be even glued if used as tiling. Thicker 30mm calibrated pavers can be ordered to be used on sand if required. A full range of bullnose for pool surrounds and/or steps are also available. Check with your retailer for further details to availability.



Black Limestone



Country Cameo

Mint



Drifting



Black Limestone



Country Cameo



Tile Sizes:

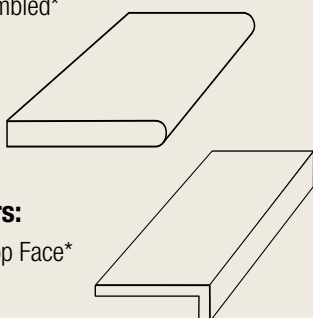
400 x 400 x 15mm Calibrated
500 x 500 x 15mm Calibrated
600 x 600 x 20mm Calibrated
500 x 500 x 30mm Tumbled*

Bullnose:

500 x 230 x 40mm
600 x 300 x 40mm
600 x 400 x 40mm

Square Edge Copers:

500 x 400 x 25/50 Drop Face*



Maintenance:

Very little maintenance is required on Natural Sandstone. Luxury Stone Imports advises that all Natural Sandstone is swept free of dirt to keep your paving looking it's best.


Sealing your sandstone with a good quality sealer can assist in the maintenance of the Sandstone you choose especially around salt water. Yourself or a professional can apply this.

*Other sizes, colours and finishes available on request

Large sizes on request. Note: Colours shown are indication only. Natural sandstone colours can vary between batches.

Premium Sandstone

www.luxurystone.com.au




Ivory



Brighton Sand

Why use Premium Sandstone?

Luxury Stone's Premium sandstone is a high quality, fine finished stone. These stones can be either Honed and/or Sandblasted to give a more consistent finish and colour without taking the natural beauty away from the natural stone range. The Premium range can be used either indoor or outdoor for a more elegant look as the surface is more consistent and the smoother surface is soft under foot and ideal for the indoor/outdoor alfresco areas of your home



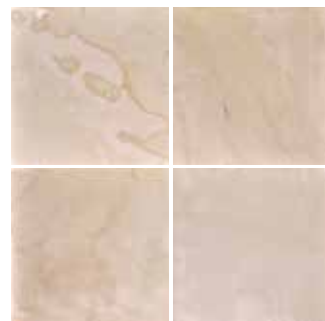
Teak (Honed)



Brighton Sand (Sand Blasted)



Sahara Gold (Honed)



Ivory (Honed)




Tile Sizes:

400 x 400
500 x 500
600 x 300*
600 x 400*

Coping:

500 x 400 x 25/50mm (drop face)
600 x 300 x 40mm
600 x 400 x 40mm *



*Selected colours only.
Other colours and sizes
available on request

Tumbled French Pattern

www.luxurystone.com.au

Luxury Stone's Tumbled French pattern is manufactured to give the age old look widely seen for centuries in the streets of old European cities. Our pattern consists of 4 sizes and is tumbled to soften the edges. This pattern is available in 30mm thickness in Sandstone & Limestone and is perfect for driveways and can be installed on Crush rock & sand without the need for concrete slabs for the pathways & pedestrian traffic. Our 12mm Travertine French Pattern range is ideal for indoor or outdoor use and can be installed with tile adhesive or mortar. Both products are suitable for swimming pool surrounds as the smoother tumbled finish makes them soft & cool under foot but also slip resistant.

Classic (30mm, 12mm)



Provincial Cream (12mm)



Kimberley (12mm)



Mocca (12mm)



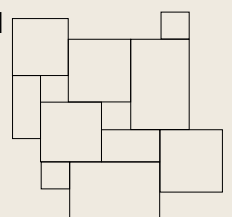
Black Limestone (30mm)



Mint (30mm)



**FRENCH
PATTERN**





Travertine

www.luxurystone.com.au



Provincial Cream Honed



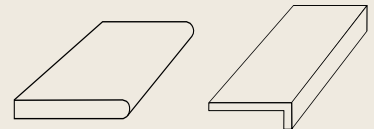
Bullnose/Steps:

600 x 300 x 30mm

600 x 400 x 30mm (square edge)

610 x 406 x 30/80mm (drop face)

Stocked sizes and selected colours only. Note: Colours shown are indication only. Natural travertine colours can vary between batches. Bullnose in Travertine are available in all colours and can be ordered in a variety of sizes other than shown.



Sizes:

406 x 406 x 12mm

610 x 406 x 12 & 30mm

610 x 610 x 12mm

French Pattern

Slabs (30mm)

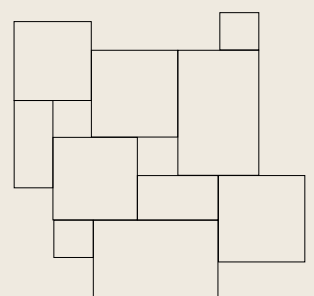
Finishes:

Honed & Unfilled

Honed & Filled

Tumbled

FRENCH PATTERN



Is Travertine the right choice for your project?


Travertine has been used in the construction industry since the roman era. The colosseum is one of the oldest and largest buildings in the world and is mostly constructed with Travertine. Travertine is ideal for indoor and outdoor applications, making Travertine an excellent choice for pool surrounds, kitchen and bathroom floors, bench tops, wall cladding, patio and balcony flooring and even driveways. Travertine will remain cool under foot as it has a high coefficient of friction meaning that Travertine will provide a safe walking and play surface in these areas for the whole family. Travertine has a high natural salt resistance allowing it to be used inside your swimming pool as well as for coping and pool surrounds. We recommend sealing to protect and assist cleaning.




Provincial Cream



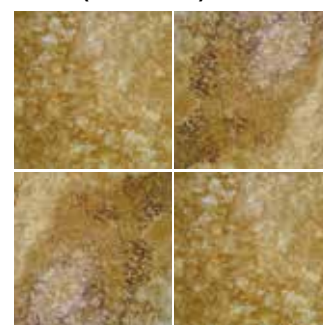
Classic



Kimberley



Mocca (Dark Noche)



Classic



Mocca



Kimberley

Granite

Black



Grey




Storm



Storm



Grey



Black



Black

Colour: Storm

Stocked Sizes:

600 x 400 x 20mm

600 x 600 x 20mm

Coping:

600 x 400 x 30mm Bullnose

600 x 400 x 20/60 Square Edge Drop Face

Colour: Black & Grey

Stocked Sizes: 500 x 500 x 20mm

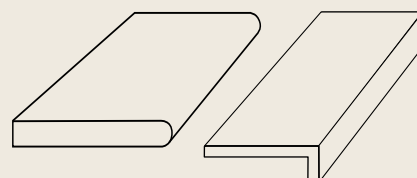
1000 x 500 x 20mm

90 x 90 x 30mm Split Face or Flamed Cobbles

Coping: 1005 x 500 x 30mm*

500 x 500 x 30mm

1000 x 500 x 20/60 Drop Face



*Some colours not stocked in all finishes but are available on request.

Bluestone

www.luxurystone.com.au



Midnight



Bluestone Pavers


Sizes: 600 x 300 x 20mm
500 x 500 x 20mm
800 x 400 x 20mm
1000 x 500 x 20mm

Coping Bullnose Edging


Sizes: 500 x 500 x 30mm
600 x 300 x 30mm

Coping Dropped Face

Sizes: 500 x 350 x 20/60mm
1000 x 350 x 20/60mm
1000 x 500 x 30/60mm



*Other sizes and finishes available on request.



Stackstone Cladding

www.luxurystone.com.au

Trentham Random



Picture Stone - Natural



Finish: Natural

Stocked Sizes:

Panels: 600 x 150

Corner Sets: 600 x 150 & 300 x 150 return

Cliff & Mica Corners are mitre cut from a single panel to make up approx 450 x 150 & 150 x 150 return. All natural corners are split ends 600 x 150 & 300 x 150 return.

Natural Slate cladding is formed by carefully selecting slate colours and piecing them together to form panels to replicate the naturally formed layers found beneath the earth's surface. With many colours to choose from, these panels can be used indoors or outdoors, in water features or facades to homes & offices. With panel sizes being 600x150mm and pre-cut corner pieces they create the most natural looking panels available.




NATURAL FINISH

Black Slate



Picture Stone



Yellow Limestone




CLIFF FINISH

Black Slate



Picture Stone



Yellow Limestone



LOOSE RANDOM

Sunset Random



Trentham Random



Cladstone Veneer

Cladstone, an environmentally-friendly natural stone product, a specially designed process has made it possible for the first time to harvest slate directly off the quarry walls and blocks in thin layers of just 3mm.

The resulting Cladstone is incomparably light, weighing less than 5kg per m², ideal for any building or feature wall project. Cladstone is highly flexible and is suitable for interior and exterior use.


Cladstone is an excellent choice for shopfitters and builders in commercial and retail applications where a quick and easy solution to a not structural wall gives the effect of a real stone wall without the weight and fuss of blocks and panels. The ability to cover any wall gives great versatility to the residential home where an old wall can easily be covered without doing major renovation works.

Sizes Available: Slate: 1200 x 600 x 3mm sheet (0.72m² per sheet)

Accessories: Glue, Silicone



SLATE - Autumn




Copper




Ocean



Galaxy



Ocean Black



Silver Shine



Travertine Cladding

www.luxurystone.com.au



TRAVERTINE

Antique - Tumbled
600 x 200



Antique - Tumbled
600 x 300



Rock - Almond Cream
600 x 200



Rock - Almond Cream
600 x 300



Finish: Rock Face
Antique Tumbled

Sizes: 600 x 200
600 x 300
Random Free Length x 150

Colours: Almond Cream

Natural Crazy Pave


Natural Split Crazy Pave is our purest form of Natural stone. It is quarried and broken into large natural pieces ready for installation. The stone can be used for all areas including driveways and pool surrounds and is perfect for large stepping stones through gardens & lawn areas. Many retaining walls and feature walls are covered with our Crazy Pave random stone to give a more natural look to the area.




SLATE - Black Jack



SLATE - Black Limestone



SLATE - Newtown Brown



Stocked Sizes:

Approx 20-25m² per Crate.
20-30mm random thickness
20mm calibrated



BLUESTONE - Sawn



SANDSTONE - Mint



SANDSTONE - Country Cameo



SANDSTONE - Drifting



Natural Roofing Slate

www.luxurystone.com.au



There is no building material quite like Natural Roofing Slate. There is no better option when choosing a product that can guarantee life long durability and a roof with no maintenance. Natural Roofing Slate is essential in severe weather conditions such as snow, hail and strong winds. The beauty of Natural Slate roofs adds quality and elegance to any pitched roof from a heritage listed church, family home or your humble backyard gazebo.



Technical Information

www.luxurystone.com.au

TILING & PAVING

Natural stone is recommended to be fixed with the use of mortar or adhesive on a reinforced concrete slab.

If calibrated 30mm or greater paver is to be used, a suitable crush rock base can be used for pedestrian traffic, however we recommend that the pavers be installed using a mortar bed rather than sand to give better stability to the finished product.

Natural Sandstone can have a size variation of up to 3mm therefore it is recommended to lay the stone with minimum of 5-8mm grout gaps.

Travertine & Granite have a more precise cutting method therefore have smaller variations from each tile that can be laid with a minimum 3mm gap.

Particular attention should be paid to expansion joints in both their location and installation. Expansion joints should be used at every change in coping direction, at intervals no greater than 3.5 metres, between paving and any walls, wherever there is existing cracking in the foundation or bedding material and wherever there are existing expansion joints being covered over.

WALL CLADDING

Natural Stone can be used for many different types of wall cladding.

Stone can be installed onto Brick Walls, Rendered Walls or compressed sheet.

Before the cladding is installed you must check that the wall structure is secure and solid to support the weight of the stone being used.

Please ensure that the glue or adhesives to be used is suitable and recommended for the application and installation recommended for the adhesive is followed.

Make sure the stone is clean and free from dust too ensure a strong bond.

Please check wall heights and glue specifications before installation to make sure wall and glue can support the weight of the stone. Depending on the stone and the wall substrate, some walls may require lintels and height restrictions of laying height per day. This must be checked either with engineer or glue manufacturer prior to commencement.

If stone is to be used for water features. It is recommended that the stone be sealed to protect against algae.

CLEANING

For organic based stains such as leaf and fruit stains or stains from bird droppings, we Recommend cleaning Stone with a chlorinated solution or other specific cleaners. There are many cleaners currently market and some will work better on certain stone than others. Please check with the supplier to identify which cleaner will work best for the stone you are trying to clean.

We do not recommend the use of acid as this can cause irreparable damage to the pavers, mortar & grout if applied incorrectly. Not all stains can be removed this way and may require alternate treatment.

The area to be cleaned should be wet down before applying any chemicals. Apply diluted chlorine as directed by manufacturer. Make sure to scrub any areas that need more attention.

When area is cleaned to your satisfaction, make sure the area is well rinsed to remove any excess chemicals. The use of hot soapy water can assist with this.

SEALING

Most of our stone is salt tolerant but we recommend the application of sealers especially if being used in the vicinity of salt water as we cannot guarantee all stone as the makeup of stone can vary in its density from pieces to piece. We also recommend sealing natural stone to facilitate easy cleaning and maintenance. Please refer to our cleaning and sealing guide on our web or contact us for more details and sealers to best suit your stone.

For more details relating to application, cleaning and sealing or general questions relating to our natural stone, please see our website for any updates or contact our office for support.

NOTES



Quality Natural Stone Suppliers



email: info@paveworld.com.au

www.paveworld.com.au

CAMPBELLFIELD:
GREENSBOROUGH:
MORDIALLOC:
TAYLORS LAKES:

1596 Sydney Rd
297 Diamond Creek Rd
80 Governor Rd
43 Melton Hwy

Ph: 9359-6028
Ph: 9434-6744
Ph: 9580-1080
PH: 9390-8100