



# Gawler & District College B-12



## Daymap Companion – QuickStart Guide for Parents

**Daymap Connect** is an extension of the Daymap Learning Management System, which provides parents with access to key school and student information both at home and on the go. The easy-to-use system allows parents to create and manage their own accounts for Daymap Connect, requiring only one login and password per parent (with the option to provide multiple logins) to access details for all of your children enrolled in the school.

**The first step will be to contact the school** to update your e-mail address and request a Daymap password reset via SMS or email to get started. You can access Daymap Connect via your laptop or desktop, or via the Daymap Connect App, which can be downloaded from the relevant App Store for your mobile device .

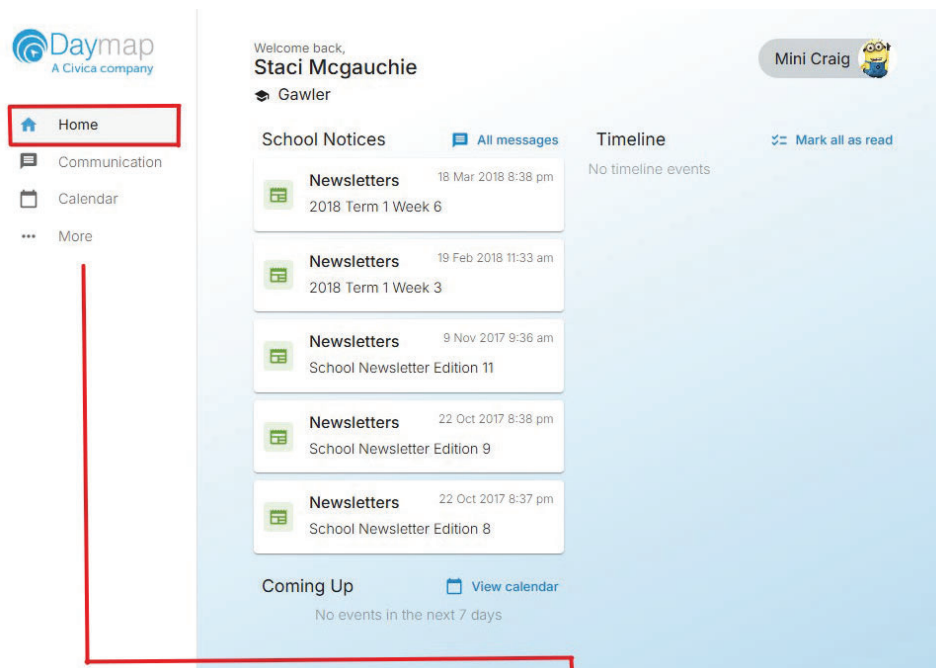
**Once you have your username and password**, head to <https://gdc.daymap.net/portal> Or the **Daymap Companion App** you have installed on your phone or other device, whichever you prefer. You should then be able to log in with your details. There is also a shortcut to this page at the bottom of the home page on our website.

Or by clicking on the Daymap Connect icon on the School Website:



## The Home Page

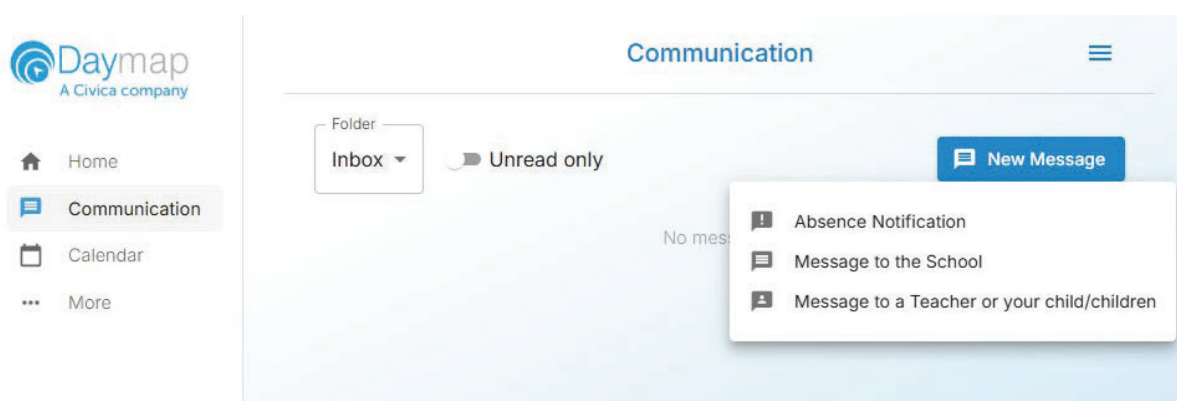
This is the main page of the Parent Portal. On this page you will see recent messages, student summaries and upcoming events. You can return to this page at any time by clicking **Home**.



The Parent Portal can be navigated via the vertical tabs along the left side of the window to view any parent messages, a calendar of events, bulletins, newsletters, parent notices and your current account details.

## My Messages

This tab displays the Messaging screen and enables you to easily contact teachers about any issues of importance; excursions, reminders, personal matters etc. This is a fantastic tool to keep you up to date and aware of what's happening in your child's classroom. You are able to create messages, reply to received messages and receive email notifications when you have unread Daymap messages.



# Student Pages

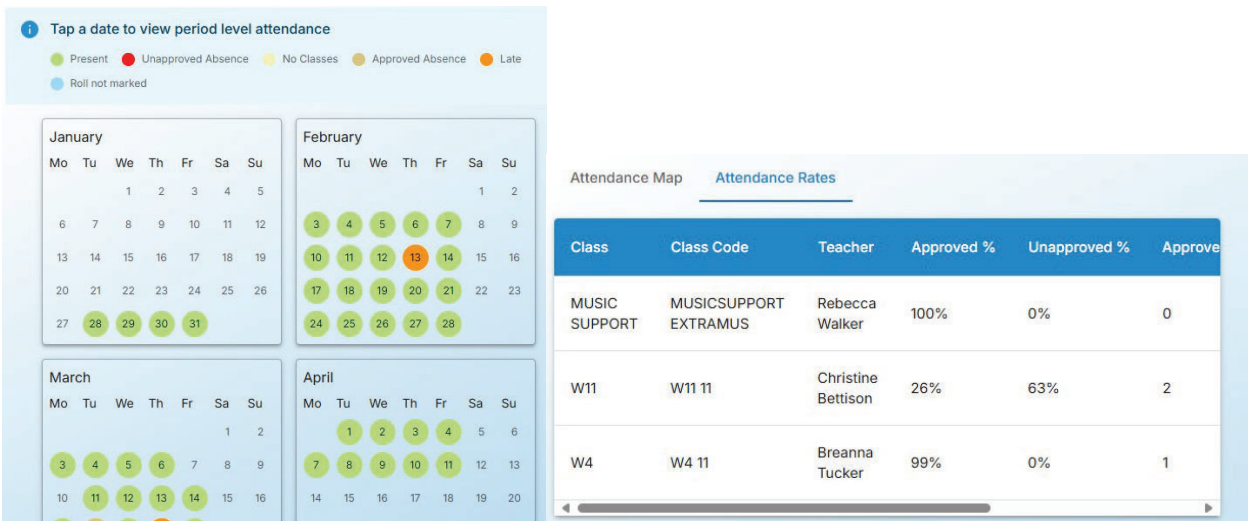
From the Parent Home page, you can click on any of your students to see each student in more detail.



On the Student Page Home tab you will view a student snapshot:

- Student Activity - notes and records
- Assessments
- Timetable
- Attendance
- Upcoming Events

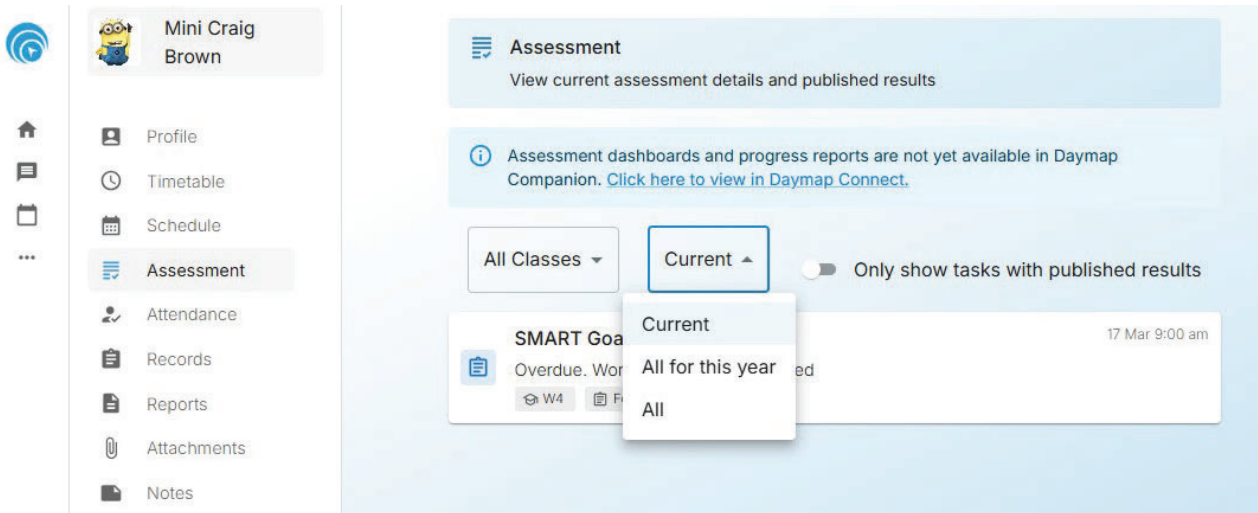
# Attendance



Within the Attendance tab, you can view the Attendance Map and Attendance Rate of your student across the school year. The colored visual representation allows you to identify any patterns in your student’s attendance rates.

# Assessment

The Assessment Tasks for the student are listed in this tab. Clicking on the Assessment Task will open Assessment Task information including: due date, further comments or instructions, the learning areas assessed, attachments and the status of the Task. Assessments can be viewed by Current, All for this year or All.



# Reports

School Reports are uploaded to Daymap at the end of Term. They can be found in the Reports tab and then downloaded individually.

